

# SPECIFICATIONS

## Technical Specifications

Engineering/ Performance	R8 V8	R8 V10	RR8 V10 Plus
Engine	V8	V10	V10
Arrangement	Mid Mounted- longitudinal	Mid Mounted-longitudinal	Mid Mounted-longitudinal
Bore (in)	3.33 (84.5 mm)	3.33 (84.5 mm)	3.33 (84.5 mm)
Stroke (in)	3.65 (92.8 mm)	3.65 (92.8 mm)	3.65 (92.8 mm)
Displacement (cu in)	254 (4163 cc)	317 (5204 cc)	317 (5204 cc)
Compression Ratio	12.5:1	12.5:1	12.5:1
Horsepower @ rpm	430 @ 7900 (317 kw)	525 @ 8000 (386 kw)	550 @ 8000 (404 kw)
Torque (lb-ft @ rpm)	317 @ 4500-6000 (430 kw)	391 @ 6500 (530 kw)	398 @ 6500 (540 kw)
Max rpm	8250	8700	8700
Induction/ Fuel injection	FSI®	FSI®	FSI®
quattro® manual (0-60 mph)	Coupe: 4.4 sec. Spyder: 4.6 sec.	Coupe: 3.8 sec. Spyder: 4.0 sec.	Coupe: 3.7 sec.
quattro® S tronic® (0-60 mph)	Coupe: 4.2 sec. Spyder: 4.4 sec.	Coupe: 3.4 sec. Spyder: 3.6 sec.	Coupe: 3.3 sec.
Top track speed (electronically limited)* (mph)	Coupe: quattro manual 188 (303 km/h) quattro S tronic 186 (299 km/h) Spyder: 186 (299 km/h)	Coupe: quattro manual 196 (315 km/h) quattro S tronic 195 (314 km/h) Spyder: quattro manual 194 (312 km/h) quattro S tronic 193 (311 km/h)	Coupe: quattro manual 198 (319 km/h) quattro S tronic 197 (317 km/h)

Engine Design	R8 V8	R8 V10	RR8 V10 Plus
Cylinder block	Aluminum Alloy	Aluminum Alloy incorporating silicon crystals	Aluminum Alloy incorporating silicon crystals
Connecting rods	Forged Steel	Forged Steel	Forged Steel
Crank case	Aluminum w/closed-deck construction	High strength aluminum alloy casting	High strength aluminum alloy casting
Pistons	Aluminum	Aluminum	Aluminum
Crankshaft	Forged Steel, 5 main bearings	Forged Steel, 5 main bearings	Forged Steel, 5 main bearings
Cylinder head	Aluminum Alloy	Aluminum Alloy	Aluminum Alloy

\* Always obey all traffic and safety laws

<b>Engine Design (Cont.)</b>	<b>V8</b>	<b>V10</b>	<b>V10 Plus</b>
Firing order	1 - 5 - 4 - 8 - 6 - 3 - 7 - 2	1 - 6 - 5 - 10 - 2 - 7 - 3 - 8 - 4 - 9	1 - 6 - 5 - 10 - 2 - 7 - 3 - 8 - 4 - 9
Cooling system	Water-cooled, thermostatically controlled radiator fan	Water-cooled, thermostatically controlled radiator fan	Water-cooled, thermostatically controlled radiator fan
Lubrication system	Dry sump oil system	Dry sump oil system	Dry sump oil system
Valvetrain/ Intake	Intake camshaft adjustment, DOHC chain driven, hydraulic	Continuous intake & exhaust camshaft adjustment, DOHC chain driven	Continuous intake & exhaust camshaft adjustment, DOHC chain driven
Emissions	LEV2	LEV2	LEV

<b>Body/ Suspension</b>	<b>V8</b>	<b>V10</b>	<b>V10 Plus</b>
Aluminum double wishbone front suspension	■	■	■
Aluminum double wishbone rear suspension	■	■	■
Electromechanical power steering system	■	■	■
Ventilated front disco/ ventilated rear disc brakes	14.4/14.0 (365/356 mm)	14.4/14.0 (365/356 mm)	14.9/14.0 (380/356 mm)

<b>Transmission/ Drivetrain</b>	<b>V8</b>	<b>V10</b>	<b>V10 Plus</b>
Six-speed manual transmission w/ Audi quattro® all-wheel drive	■	■	■
Seven-speed S tronic® transmission w/ Audi quattro® all-wheel drive	□	□	□
Gear Ratios:	<b>Manual</b>	<b>Manual</b>	<b>Manual</b>
1st	3.313:1	3.313:1	3.313:1
2nd	2.053:1	2.053:1	2.053:1
3rd	1.423:1	1.458:1	1.458:1
4th	1.069:1	1.138:1	1.138:1
5th	0.853:1	0.939:1	0.939:1
6th	0.703:1	0.784:1	0.784:1
Reverse	2.813:1	2.813:1	2.813:1
Final drive	3.462:1	3.462:1	3.462:1
Gear Ratios:	<b>S tronic</b>	<b>S tronic</b>	<b>S tronic</b>
1st	3.133:1	3.133:1	3.133:1
2nd	2.588:1	2.588:1	2.588:1
3rd	1.880:1	1.880:1	1.880:1
4th	1.140:1	1.140:1	1.140:1
5th	0.898:1	0.898:1	0.898:1
6th	0.884:1	0.884:1	0.884:1
7th	0.653:1	0.653:1	0.653:1
Reverse	2.647:1	2.647:1	2.647:1
Final drive	I: 4.458 for 1st, 4th, 5th + reverse, II: 3.588 for 2nd, 3rd, 6th + 7th	I: 4.458 for 1st, 4th, 5th + reverse, II: 3.588 for 2nd, 3rd, 6th + 7th	I: 4.458 for 1st, 4th, 5th + reverse, II: 3.588 for 2nd, 3rd, 6th + 7th

Exterior measurements	V8	V10	V10 Plus
Wheelbase (in)	104.3 (2650 mm)	104.3 (2650 mm)	104.3 (2650 mm)
Length (in)	Coupe: 175.0 (4445 mm) Spyder: 174.4 (4429 mm)	174.6 (4434 mm)	174.6 (4434 mm)
Height (in)	Coupe: 49.3 (1252 mm) Spyder: 49.0 (1244 mm)	Coupe: 49.3 (1252 mm) Spyder: 49.0 (1244 mm)	Coupe: 49.3 (1252 mm)
Width (in)	75.0 (1905 mm)	Coupe: 76.0 (1930 mm) Spyder: 75.0 (1905 mm)	Coupe: 76.0 (1930 mm)
Track (in) front / rear (in)	64.5/62.8 (1638/1595 mm)	64.5/62.8 (1638/1595 mm)	64.5/62.8 (1638/1595 mm)
Curb weight (lbs.)	Coupe: quattro manual 3,583 (1625 kg) quattro S tronic 3,638 (1650 kg) Spyder: quattro manual 3,737 (1695 kg) quattro S tronic 3,792 (1720 kg)	Coupe: quattro manual 3,737 (1695 kg) quattro S tronic 3,792 (1720 kg) Spyder: quattro manual 3,913 (1774 kg) quattro S tronic 3,957 (1795 kg)	Coupe: quattro manual 3,605 (1635 kg) quattro S tronic 3,660 (1660 kg)
Weight distribution	N/A	N/A	N/A
Ground clearance (loaded)	N/A	N/A	N/A
Drag coefficient (Coupe / Spyder)	N/A	N/A	N/A

Interior measurements	V8	V10	V10 Plus
Headroom (in)	Coupe: 37.7 (957 mm) Spyder: 37.5 (952 mm)	Coupe: 37.7 (957 mm) Spyder: 37.5 (952 mm)	Coupe: 37.7 (957 mm)
Legroom (front / rear) (in)	41.0 (1041 mm)	41.0 (1041 mm)	41.0 (1041 mm)
Shoulder room (front / rear) (in)	54.8 (1392 mm)	54.8 (1392 mm)	54.8 (1392 mm)
Luggage capacity (cu ft)	----	----	----
Seating capacity	2	2	2

EPA mileage estimates*/ Capacities	V8	V10	V10 Plus
(City / Highway / Combined)	S tronic 14/23/17 Manual 11/20/14	S tronic 13/22/16 Manual 12/19/14	S tronic 13/22/16 Manual 12/19/14
Engine oil (qt)	10.6 (10.0 liter)	8.8 (8.3 liter)	8.8 (8.3 liter)
Coolant system (qt)	N/A	N/A	N/A
Fuel (gal)	Coupe: 23.8 (90 liter) Spyder: 21.1 (80 liter)	Coupe: 23.8 (90 liter) Spyder: 21.1 (80 liter)	Coupe: 19.8 (75 liter)
Recommended fuel	Premium Unleaded	Premium Unleaded	Premium Unleaded

Steering	V8	V10	V10 Plus
Type	Hydraulically assisted rack & pinion steering	Hydraulically assisted rack & pinion steering	Hydraulically assisted rack & pinion steering
Ratio	17.3:1	17.3:1	17.3:1
Turning circle (curb-to-curb) (ft)	38.7 (11.8 m)	38.7 (11.8 m)	38.7 (11.8 m)

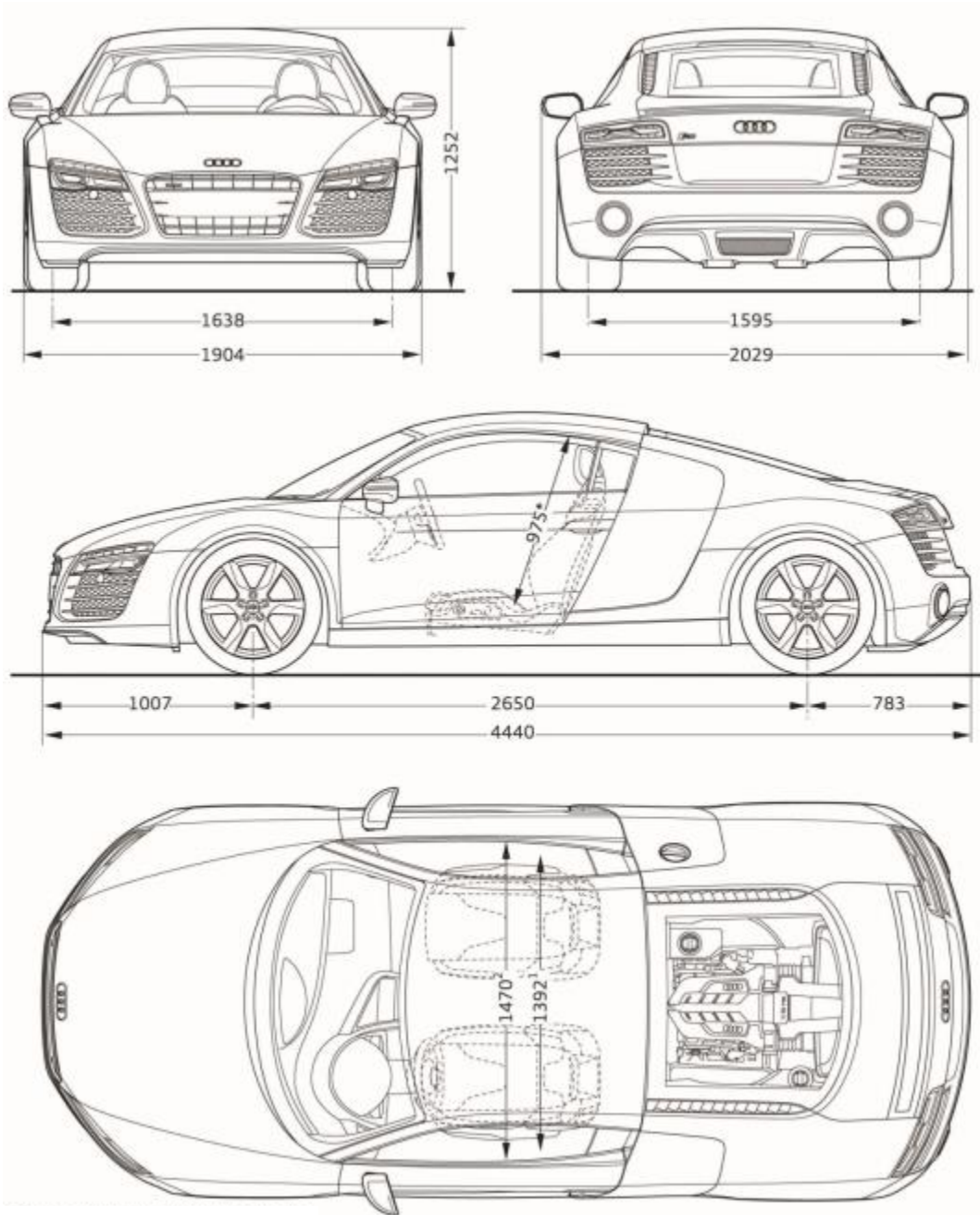
\* EPA estimates. Your mileage will vary.

Warranty/ Maintenance			
	4- Year/50,000 mile new vehicle limited warranty	4- Year/50,000 mile new vehicle limited warranty	4- Year/50,000 mile new vehicle limited warranty
	12- Month/5,000 mile (whichever occurs first) NO CHARGE first scheduled maintenance	12- Month/5,000 mile (whichever occurs first) NO CHARGE first scheduled maintenance	12- Month/5,000 mile (whichever occurs first) NO CHARGE first scheduled maintenance

- = Standard
- = Optional
- = Not Available

# DIMENSIONS

## 2013 R8 V8



<sup>1</sup> Shoulder width

<sup>2</sup> Elbow width

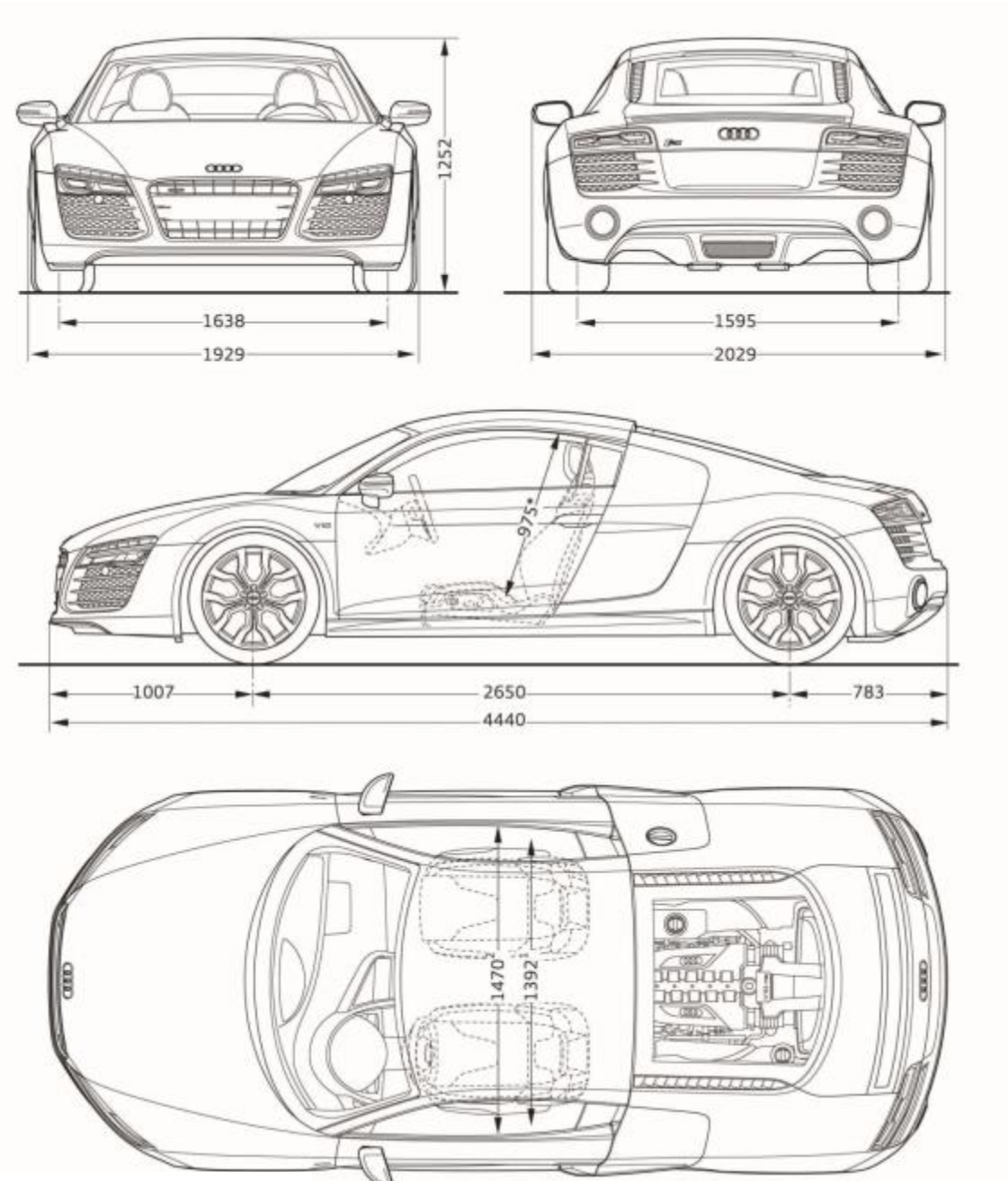
\* Maximum headroom

Dimensions in millimeters

Dimensions of vehicle unloaded

# DIMENSIONS

## 2013 R8 V10



<sup>1</sup> Shoulder width

<sup>2</sup> Elbow width

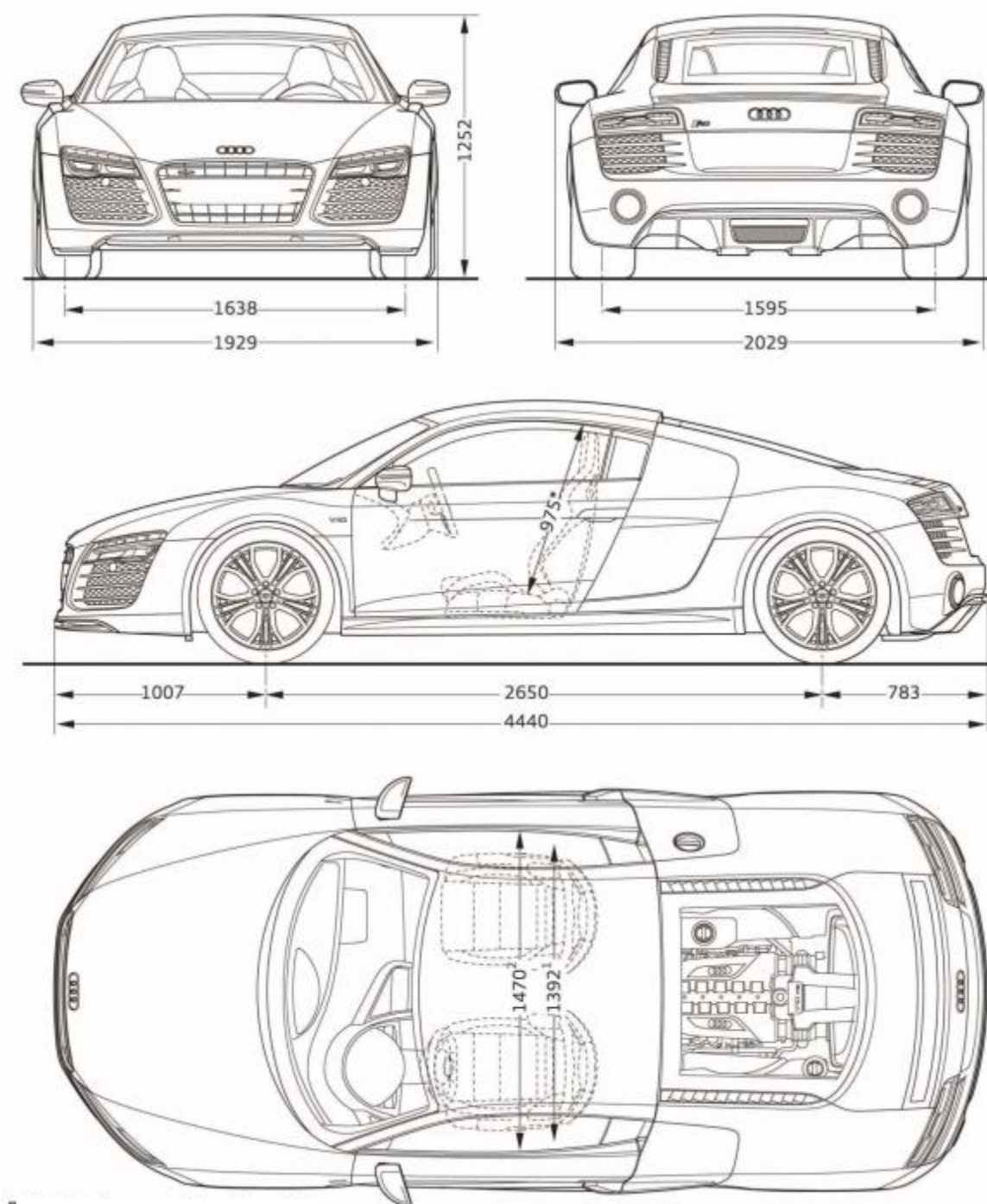
\* Maximum headroom

Dimensions in millimeters

Dimensions of vehicle unloaded

# DIMENSIONS

## 2013 R8 V10 Plus



- 1 Shoulder width
- 2 Elbow width
- \* Maximum headroom
- Dimensions in millimeters
- Dimensions of vehicle unloaded