

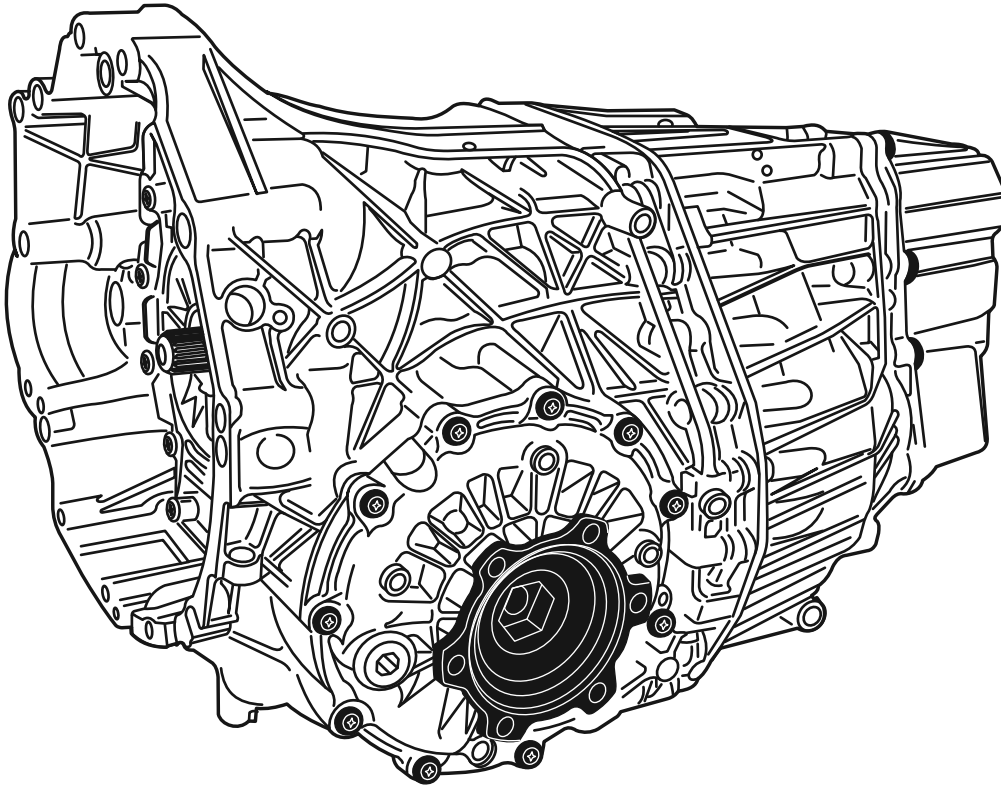


## Technical Service Information

### THE AUDI MULTITRONIC 01J CVT PRELIMINARY INFORMATION

#### THE 01J MULTITRONIC®

Audi A4 and A6



Some Audi A4 and A6 vehicles are equipped with the Multitronic® 01J (VL300) Continuously Variable Transmission. One of the more unique features about this transmission is the fact that the Transmission Control Module (TCM) is located *INSIDE* the transmission with the 25 pin TCM connector for early units and a round 20 pin TCM for later units protruding out the rear of the unit.. This transmission does not use a torque converter, it uses a dual mass flywheel or a flywheel/damper plate assembly depending on engine size. Another of the unique components of the 01J is the use of a drive chain instead of a belt. This is the first time a drive chain has been used in a CVT application. The TCM operates several external relays through the same harness as the one that connects to the back of the transmission case. The TCM also communicates with other modules over the CAN Network. The Tiptronic gear selection feature provides six (6) or seven (7) manually selected speeds.

Copyright © 2008 ATSG



## Technical Service Information

### 01J BASIC DISASSEMBLY AND REASSEMBLY PRELIMINARY INFORMATION

#### 01J Basic Disassembly

1. Using a #45 torx, remove 12 bolts from the TCM cover and remove the cover and gasket (See Figures 1 and 2). *Note oil sealing washer bolt location.*

2. Using a #30 torx, remove 3 TCM retaining bolts as seen in figures 3 and 4 and remove the TCM (Figure 5).




Figure 1




Figure 3



Figure 2




Figure 4

Copyright © 2008 ATSG