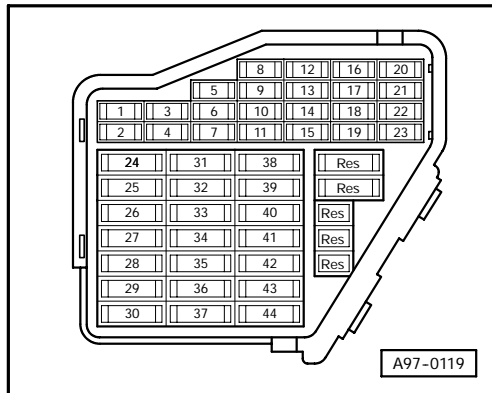


Coolant Fan

2001 m. y.

Fuse Panel

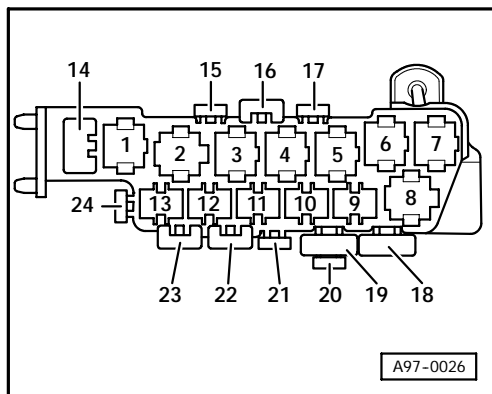


Fuse Colors:

30	A	-	Green
25	A	-	White
20	A	-	Yellow
15	A	-	Blue
10	A	-	Red
7,5	A	-	Brown
5	A	-	Beige

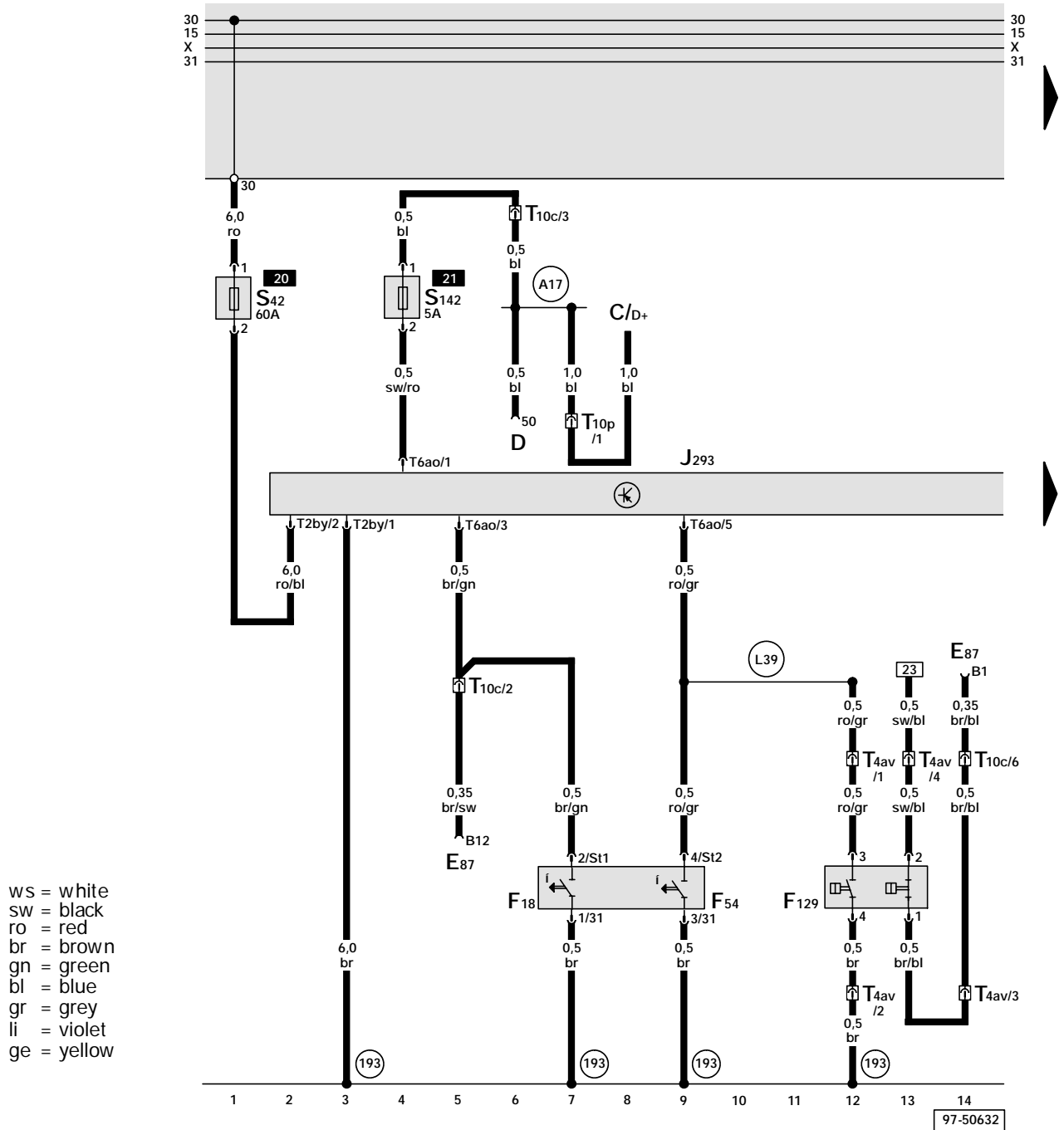
Starting with fuse position 23, fuses in the fuse holder are identified with 223 in the wiring diagram.

8 - Fold Relay Panel



Fuse Location:

- 20** -Coolant Fan Fuse, S42
- 21** -Control module fuse for coolant fan, S142

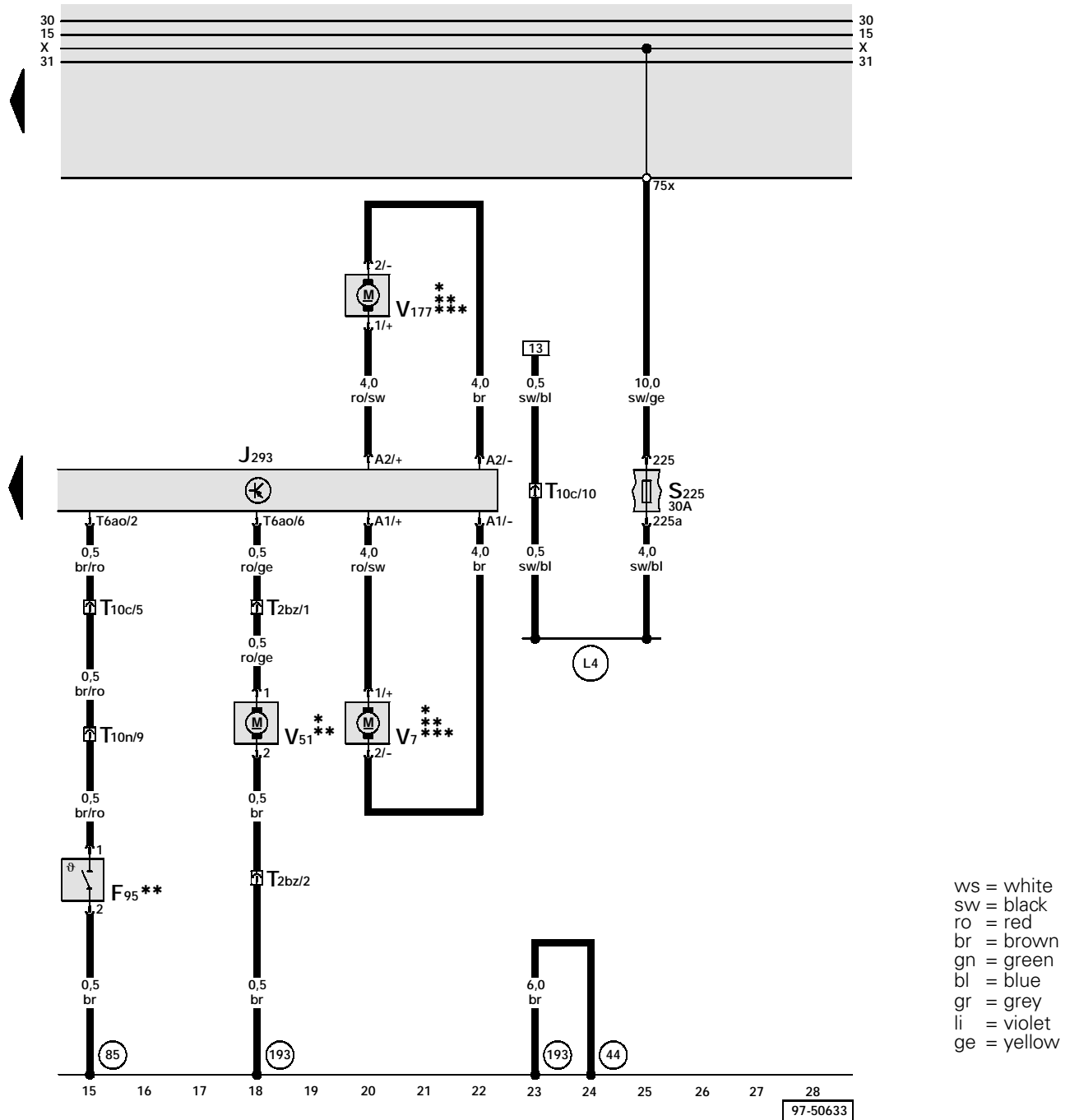


ws = white
 sw = black
 ro = red
 br = brown
 gn = green
 bl = blue
 gr = grey
 li = violet
 ge = yellow

- C - Generator (GEN)
- D - Ignition/Starter Switch
- E87 - A/C Control Head
- F18 - Coolant Fan Control (FC) Thermal Switch
- F54 - Coolant Fan Control (FC) Thermal Switch
- F129 - A/C Pressure Switch
- J293 - Coolant FC (Fan Control) Control Module
- S42 - Coolant Fan Fuse
- S142 - Control module fuse for coolant fan
- T2by - Connector 2 pin, on Coolant FC (Fan Control) Control Module
- T4av - Connector 4 pin, red, in engine compartment, left
- T6ao - Connector 6 pin, on Coolant FC (Fan Control) Control Module
- T10c - Connector 10 pin, grey, connector station A pillar, left
- T10p - Connector 10 pin, black, connector station electronic box plenum chamber

- (193) - Ground connection -1-, in coolant fan wiring harness
- (A17) - Wire connection (61), in instrument panel wiring harness
- (L39) - Wire connection -1- (A/C Pressure Switch), in Climatronic wiring harness

97-50632



ws = white
 sw = black
 ro = red
 br = brown
 gn = green
 bl = blue
 gr = grey
 li = violet
 ge = yellow

- F95 - After-Run Coolant Thermal Switch
- J293 - Coolant FC (Fan Control) Control Module
- S225 - Fuse 25 in fuse holder
- T2bz - Connector 2 pin, green, for After-Run Coolant Pump
- T6ao - Connector 6 pin, on Coolant FC (Fan Control) Control Module
- T10c - Connector 10 pin, grey, connector station A pillar, left
- T10n - Connector 10 pin, orange, connector station electronic box plenum chamber
- V7 - Coolant Fan
- V51 - After-Run Coolant Pump
- V177 - Coolant fan -2-

- 44 - Ground connection, on left A-pillar, lower part
- 85 - Ground connection -1-, in engine compartment wiring harness
- 193 - Ground connection -1-, in coolant fan wiring harness
- L4 - Wire connection (75al), in A/C wiring harness
- * - Vehicles with 6 cylinder engine ATQ
- ** - Vehicles with 6 cylinder engine APB
- *** - Vehicles with 8 cylinder engine ART