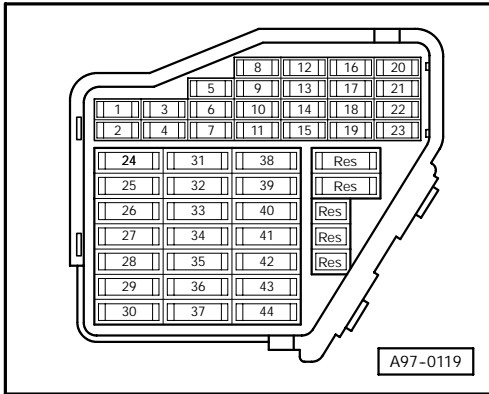


**Central Locking System / Anti Theft Alarm System /
Ultra-Sound Interior Monitor**

2000 m. y.

Fuse Panel

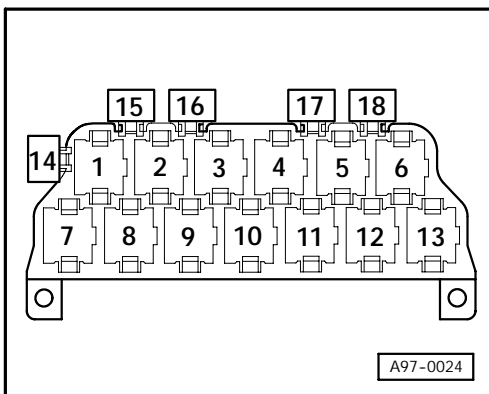


Fuse Colors:

- 30 A - Green
- 25 A - White
- 20 A - Yellow
- 15 A - Blue
- 10 A - Red
- 7,5 A - Brown
- 5 A - Beige

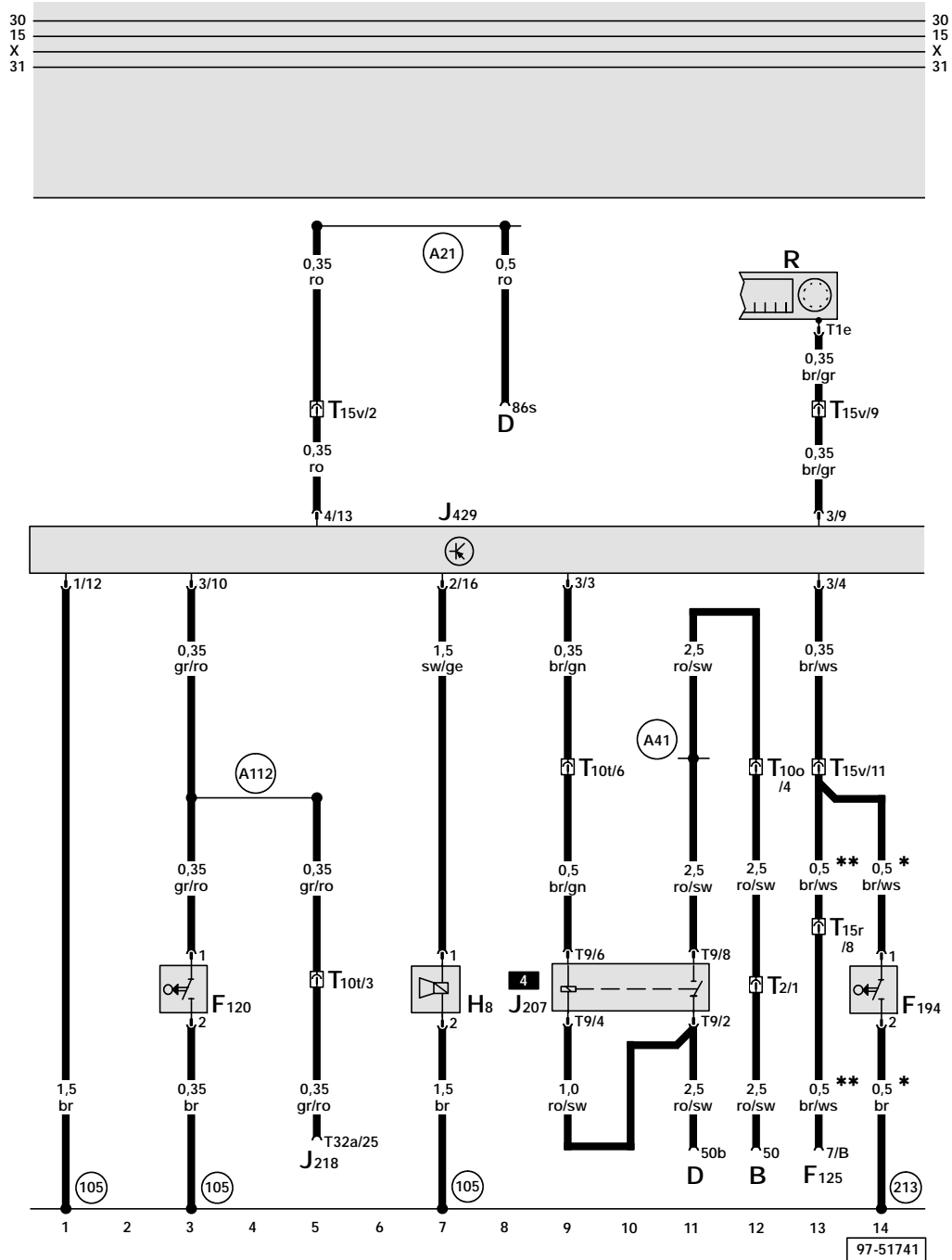
Starting with fuse position 23, fuses in the fuse holder are identified with 223 in the wiring diagram.

13 - Fold Relay Panel



Relay Location:

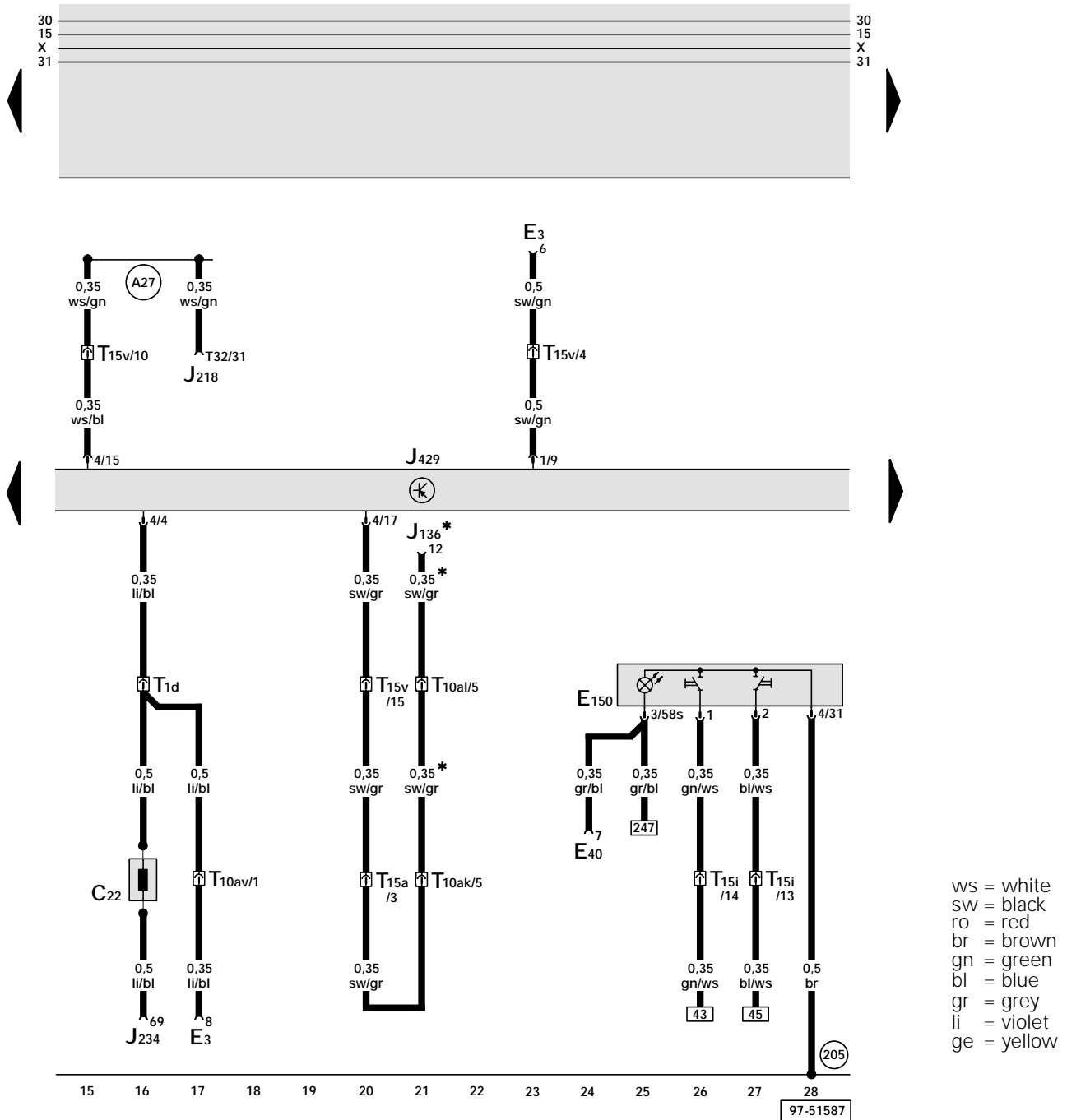
- 4** -Starting Interlock Relay, J207



ws = white
 sw = black
 ro = red
 br = brown
 gn = green
 bl = blue
 gr = grey
 li = violet
 ge = yellow

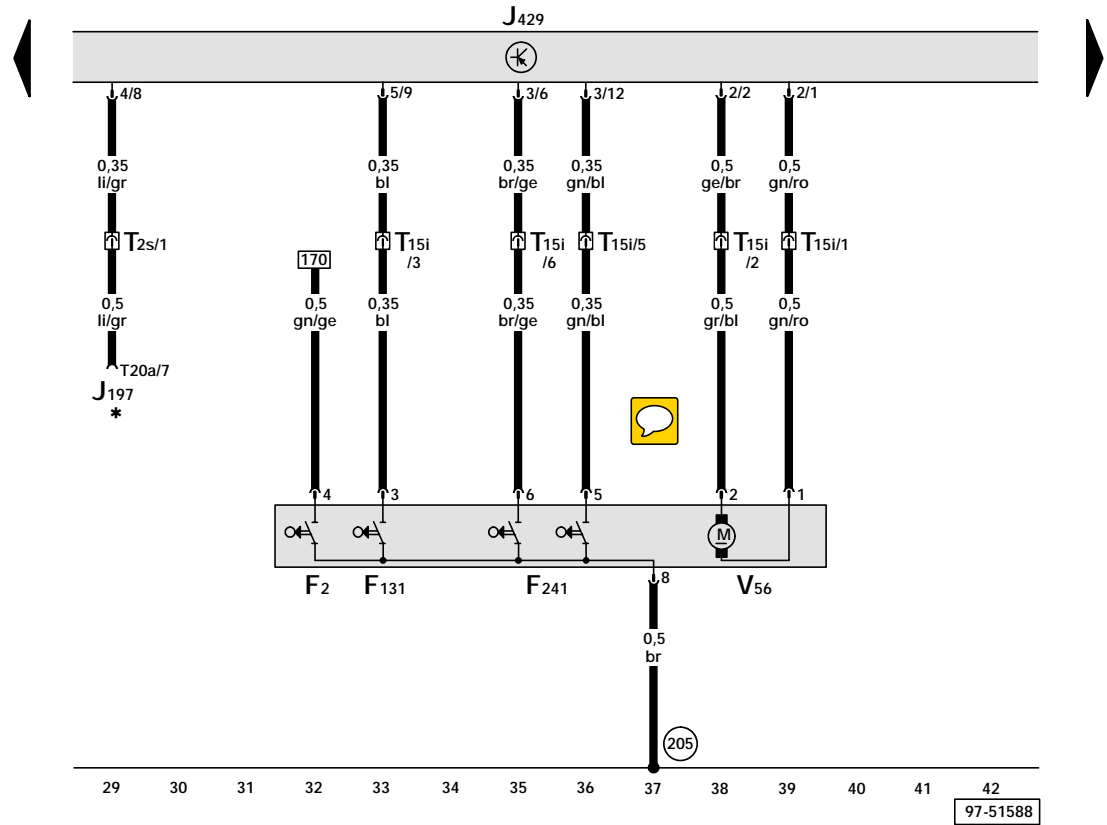

- B - Starter
- D - Ignition/Start Switch
- F120 - Hood Alarm Switch
- F125 - Multi-Function Transmission Range (TR) Switch
- F194 - Clutch Pedal Position (CPP) Switch
- H8 - Alarm Horn
- J207 - Starting Interlock Relay
- J218 - Instrument Cluster Combination Processor
- J429 - Control module for central locking
- R - Radio
- T1e - Single connector, on Radio
- T2 - Connector 2 pin, grey, in engine compartment, right
- T9 - Connector 9 pin, brown, on starting interlock relay
- T10o - Connector 10 pin, brown, connector station electronic box plenum chamber
- T10t - Connector 10 pin, orange, connector station A pillar, right
- T15r - Connector 15 pin, blue, connector station A pillar, right
- T15v - Connector 15 pin, orange, connector station A pillar, right
- T32a - Connector 32 pin, green, on instrument cluster

- (105) - Ground connection -1-, in central locking system wiring harness
- (213) - Ground connection, in instrument panel wiring harness
- (A21) - Wire connection (86s), in instrument panel wiring harness
- (A41) - Plus connection (50), in instrument panel wiring harness
- (A112) - Connection (driver's cab lock), in instrument panel wiring harness
- * - Vehicles with manually shifted transmission
- ** - Vehicles with automatic transmission



- C22 - Interference filter
- E3 - Emergency Flasher Switch
- E40 - Left Front Window Switch
- E150 - Switch for interior lock, driver side
- J136 - Memory Seat Control Module
- J218 - Instrument Cluster Combination Processor
- J234 - Airbag Control Module
- J429 - Control module for central locking
- T1d - Single connector, brown, connector station A pillar right
- T10ak - Connector 10 pin, green, connector station A pillar, left
- T10al - Connector 10 pin, brown, below driver's seat
- T10av - Connector 10 pin, yellow, connector station A pillar, right
- T15a - Connector 15 pin, black, connector station A pillar, left
- T15i - Connector 15 pin, brown, connector station A pillar, left
- T15v - Connector 15 pin, orange, connector station A pillar, right
- T32 - Connector 32 pin, blue, on instrument cluster

- (205) - Ground connection, in driver's door wiring harness
- (A27) - Wire connection (vehicle speed signal), in instrument panel wiring harness
- * - Vehicles with Memory Seat

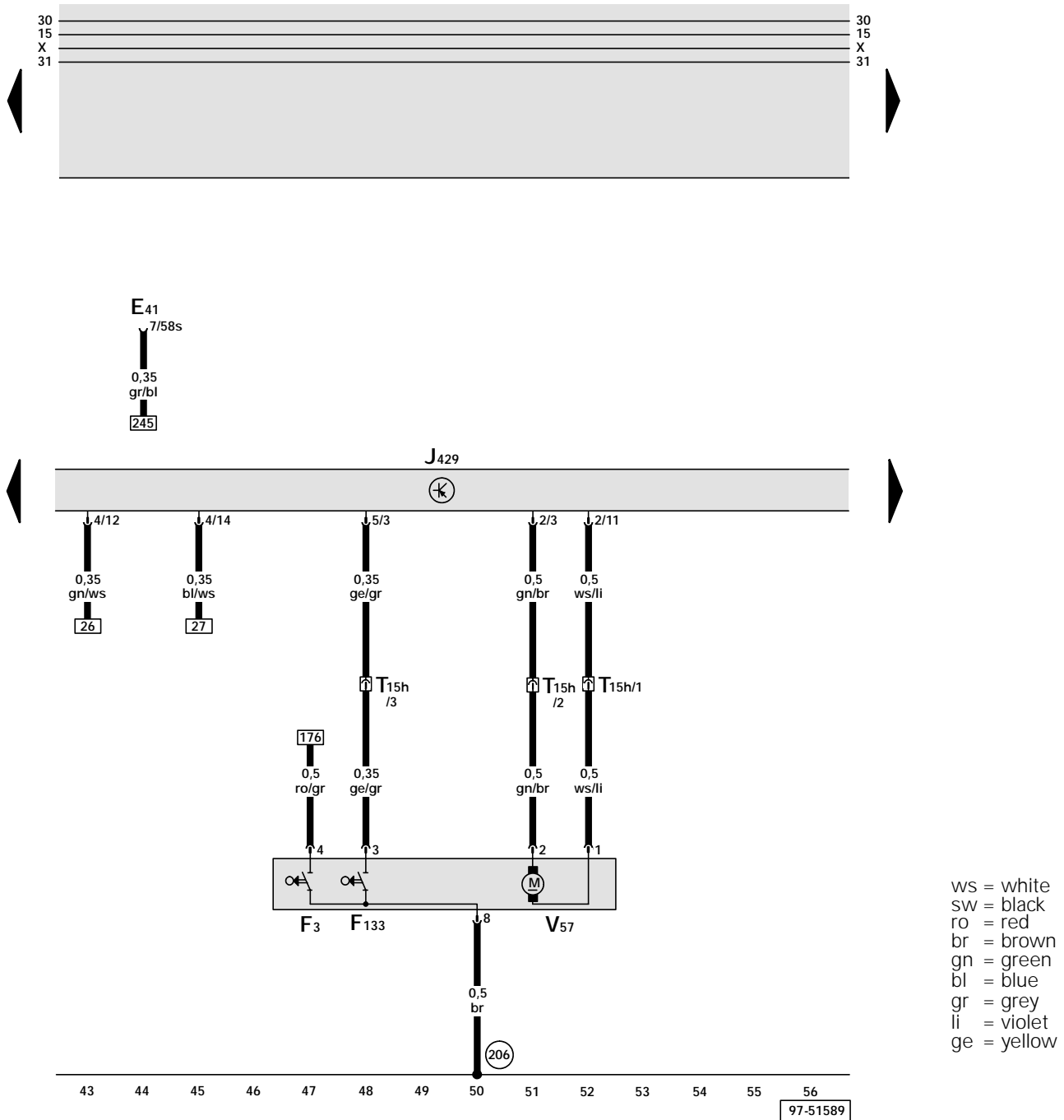


ws = white
 sw = black
 ro = red
 br = brown
 gn = green
 bl = blue
 gr = grey
 li = violet
 ge = yellow

- F2 - Door Contact Switch - Driver's side
- F131 - Left Front Central Locking System Activator/Switch
- F241 - Contact switch for lock cylinder, driver side
- J197 - Level Control System Control Module
- J429 - Control module for central locking
- T2s - Connector 2 pin, black, connector station A pillar, right
- T15i - Connector 15 pin, brown, connector station A pillar, left
- T20a - Connector 20 pin, red, on Control Module for Level Control
- V56 - Driver's Door Central Locking System Motor

- (205) - Ground connection, in driver's door wiring harness
- * - Vehicles with Level Control System

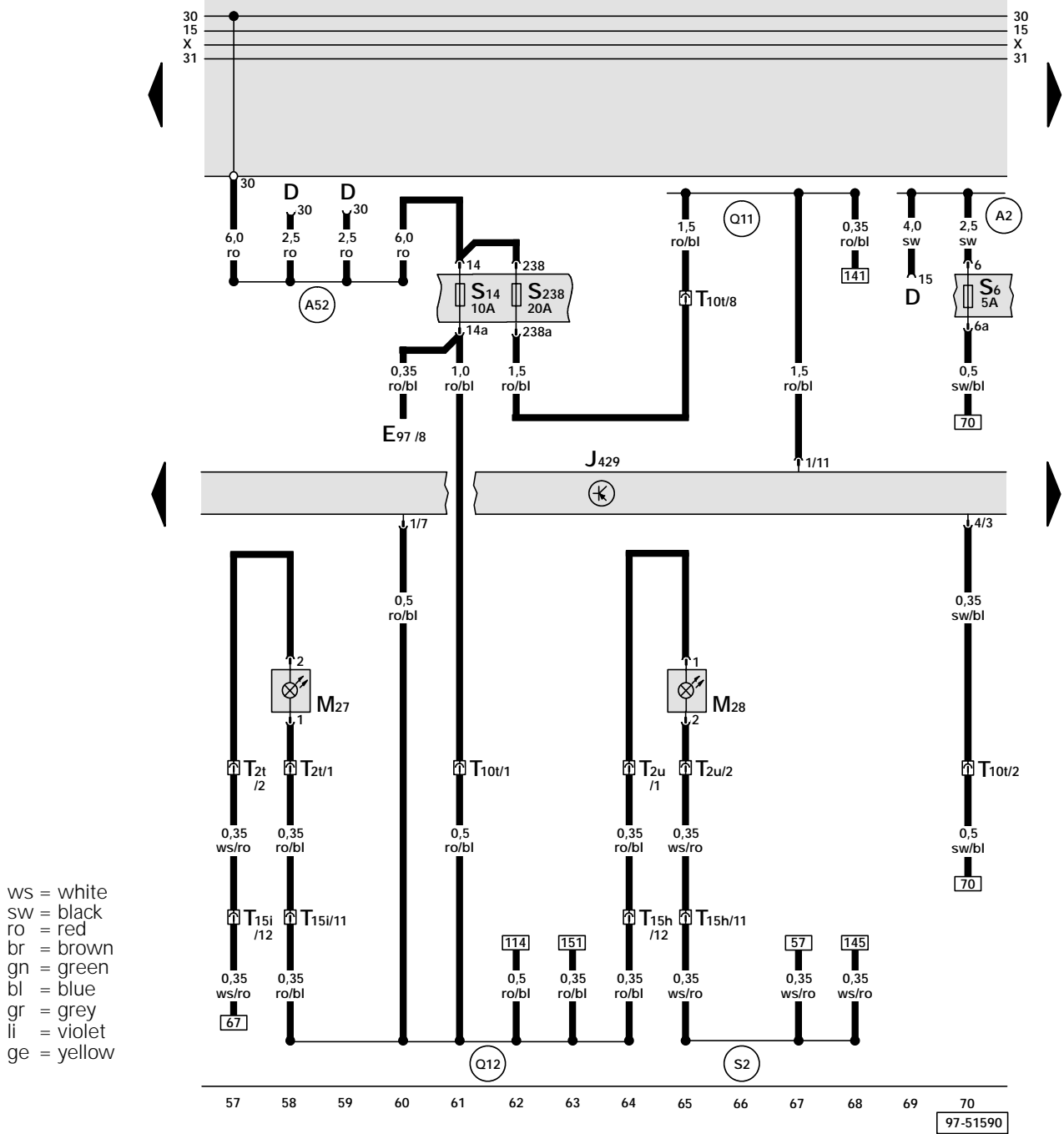
97-51588



ws = white
 sw = black
 ro = red
 br = brown
 gn = green
 bl = blue
 gr = grey
 li = violet
 ge = yellow

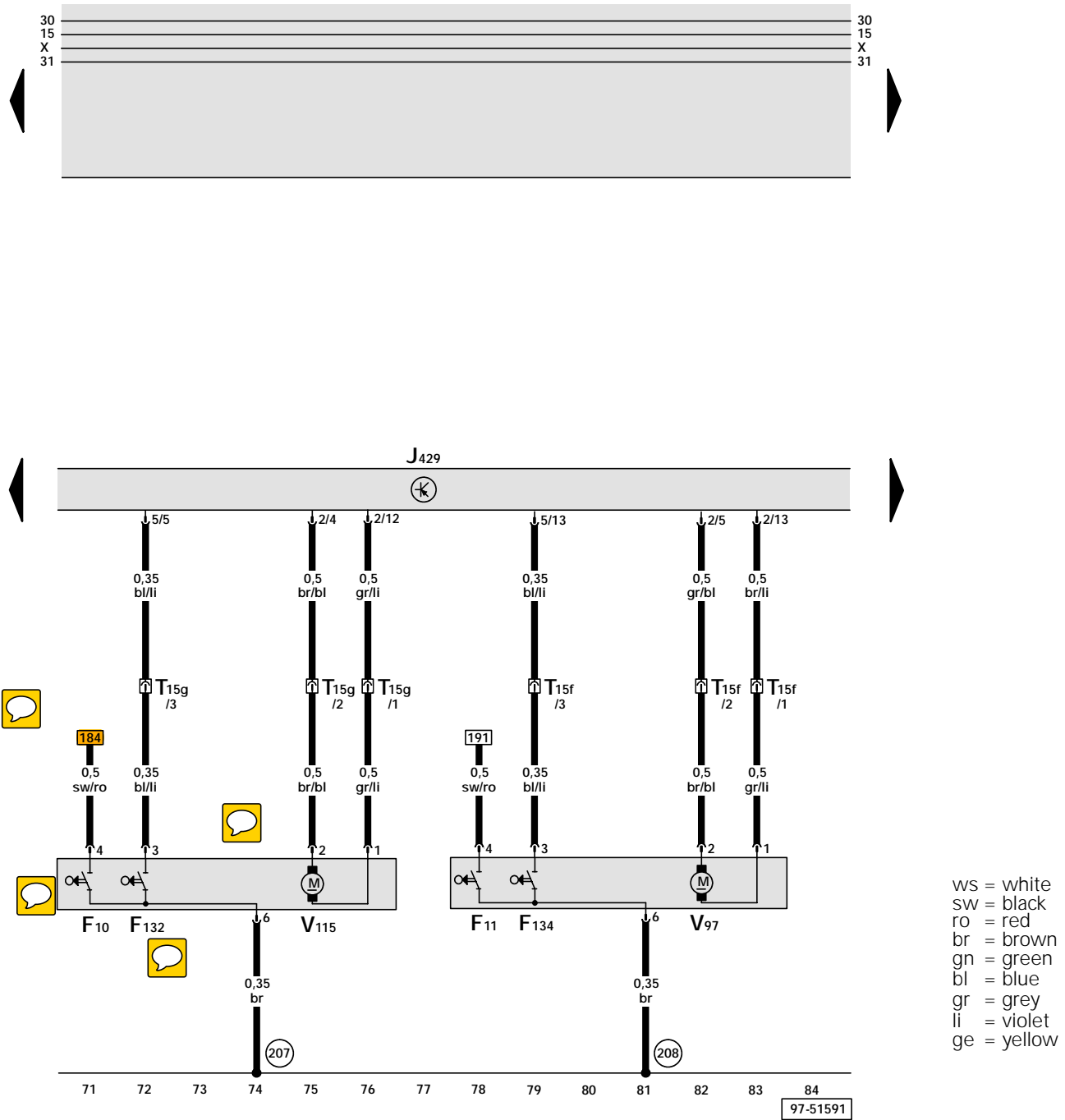
- E41 - Right Front Window Switch
- F3 - Door Contact Switch - Passenger's side
- F133 - Right Front Central Locking System Activator/Switch
- J429 - Control module for central locking
- T15h - Connector 15 pin, brown, connector station A pillar, right
- V57 - Passenger's Door Central Locking System Motor

(206) - Ground connection, in passenger's door wiring harness



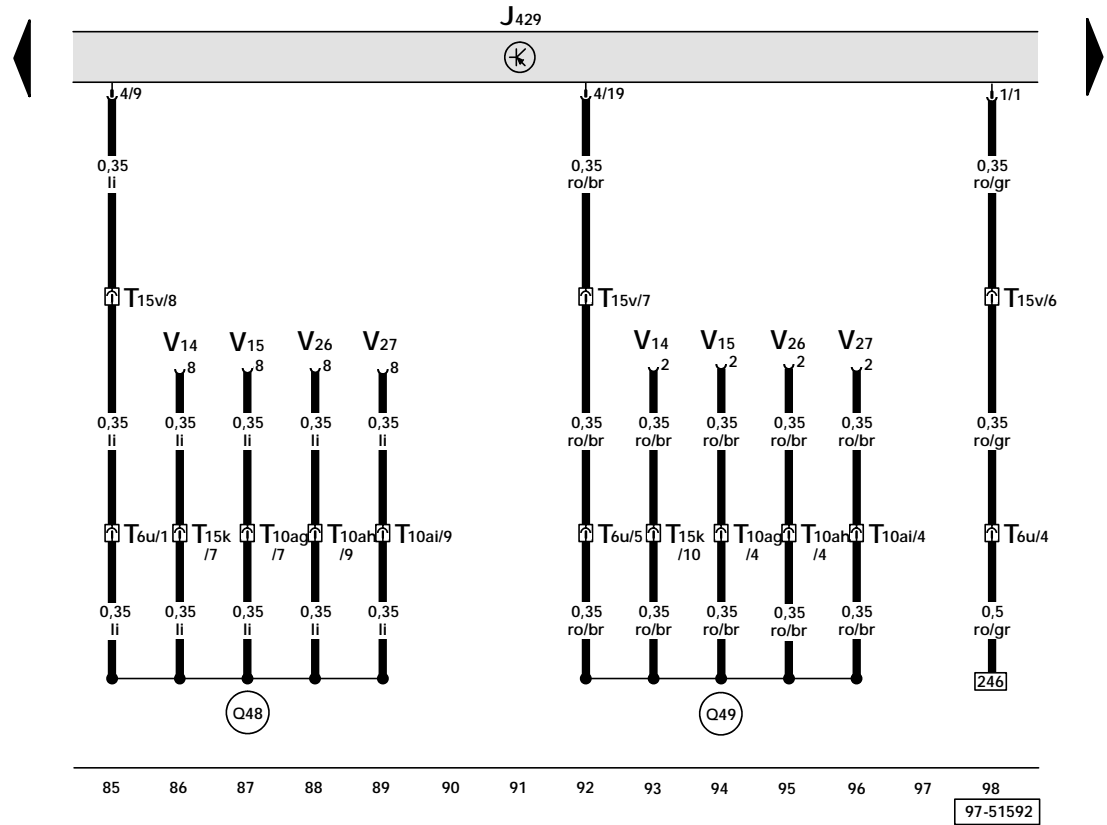

- D - Ignition/Starter Switch
- E97 - Memory Program Switch
- J429 - Control module for central locking
- M27 - Left Door Warning Light
- M28 - Right Door Warning Light
- S6 - Fuse
- S14 - Fuse
- S238 - Fuse 38 in fuse holder
- T2t - Connector 2 pin, black, in driver's door
- T2u - Connector 2 pin, black, in front passenger's door
- T10t - Connector 10 pin, orange, connector station A pillar, right
- T15h - Connector 15 pin, brown, connector station A pillar, right
- T15i - Connector 15 pin, brown, connector station A pillar, left

- (A2) - Plus connection (15), in instrument panel wiring harness
- (A52) - Plus connection -2- (30), in instrument panel wiring harness
- (Q11) - Plus connection (30a), in power window/central locking system and door contact switch wiring harness
- (Q12) - Plus connection (30a), in power window/central locking system and door contact switch wiring harness
- (S2) - Wire connection, in central locking system wiring harness



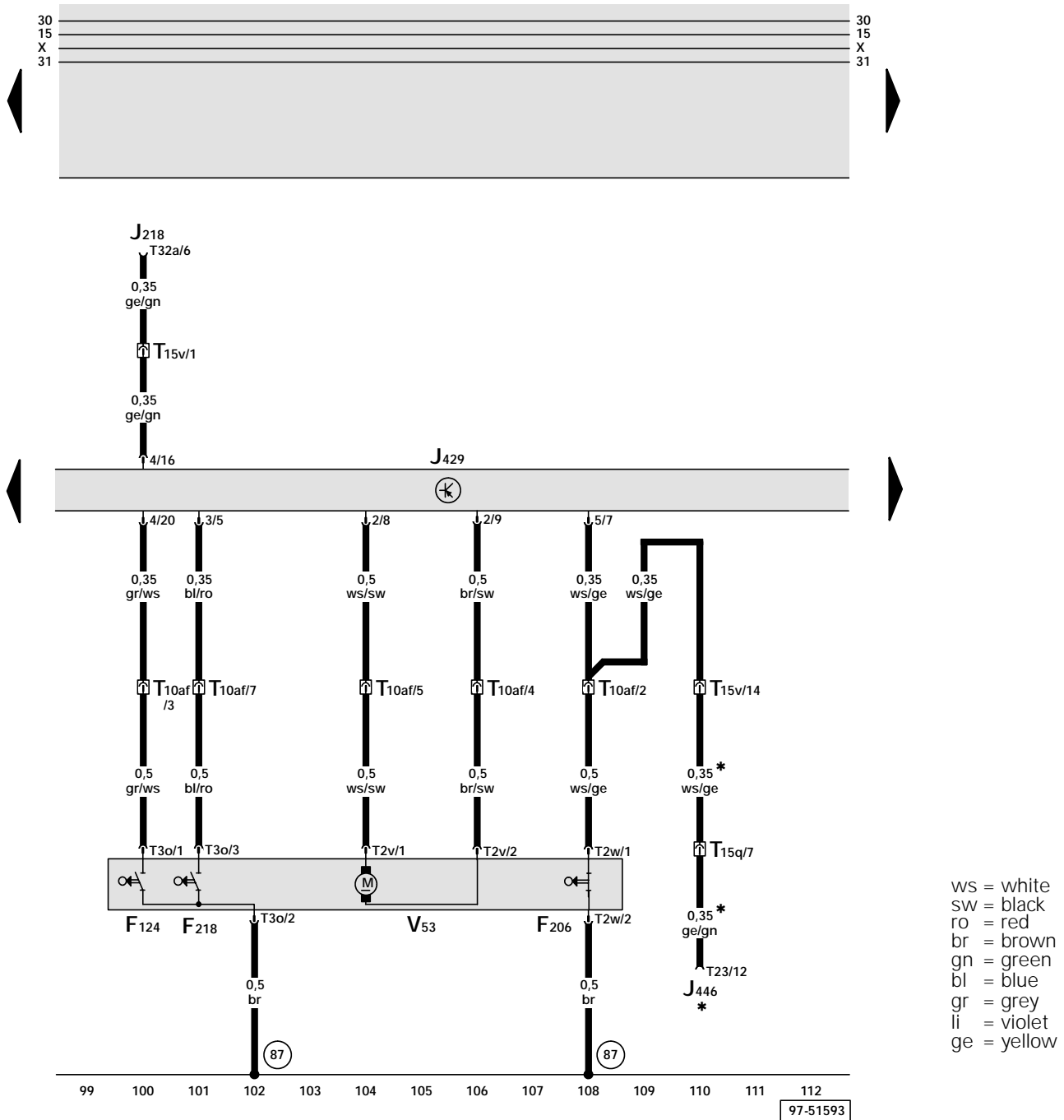
- F10 - Left Rear Door Contact Switch
- F11 - Right Rear Door Contact Switch
- F132 - Left Rear Central Locking System Activator/Switch
- F134 - Right Rear Central Locking System Activator/Switch
- J429 - Control module for central locking
- T15f - Connector 15 pin, blue, in connector station B pillar, right
- T15g - Connector 15 pin, blue, in connector station B pillar, left
- V97 - Double Cab Right Rear Door Central Locking System Motor
- V115 - Left Rear Central Locking System Motor

- (207) - Ground connection, in left rear door wiring harness
- (208) - Ground connection, in right rear door wiring harness



- J429 - Control module for central locking
- T6u - Connector 6 pin, grey, connector station A pillar, left
- T10ag- Connector 10 pin, red, connector station A pillar, right
- T10ah- Connector 10 pin, red, in B pillar, left
- T10ai - Connector 10 pin, red, in B pillar, right
- T15k - Connector 15 pin, red, connector station A pillar, left
- T15v - Connector 15 pin, orange, connector station A pillar, right
- V14 - Left Window Motor
- V15 - Right Window Motor
- V26 - Left Rear Door Window Motor
- V27 - Right Rear Door Window Motor

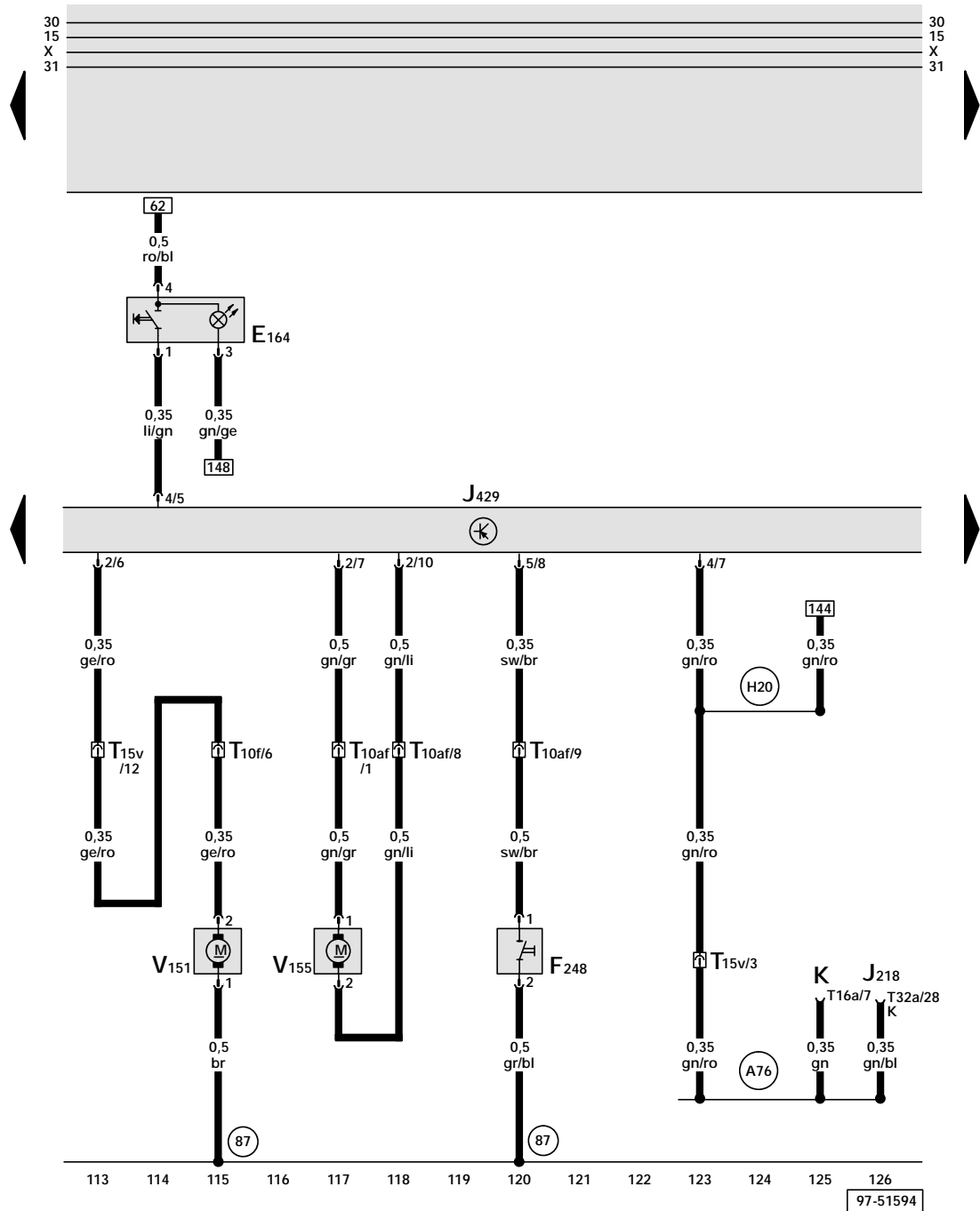
- ⊕(Q48) - Connection (open), in wiring harness interior
- ⊖(Q49) - Connection (closed), in wiring harness interior



- F124 - Trunk Lock Alarm/Central Locking Switch
- F206 - Trunk Lid Closed Position Switch
- F218 - Switch for central locking, trunk lid
- J218 - Instrument Cluster Combination Processor
- J429 - Control module for central locking
- J446 - Control module for parking aid
- T2v - Connector 2 pin, black, luggage compartment
- T2w - Connector 2 pin, grey, luggage compartment
- T3o - Connector 3 pin, black, in rear lid
- T10af - Connector 10 pin, violet, connector station A pillar, left
- T15v - Connector 15 pin, white, connector station A pillar, right
- T15q - Connector 15 pin, orange, connector station A pillar, right
- T23 - Connector 23 pin, black, on control module for parking aid
- T32a - Connector 32 pin, green, on instrument cluster
- V53 - Decklid Central Locking System Motor

87 - Ground connection -2-, in rear wiring harness

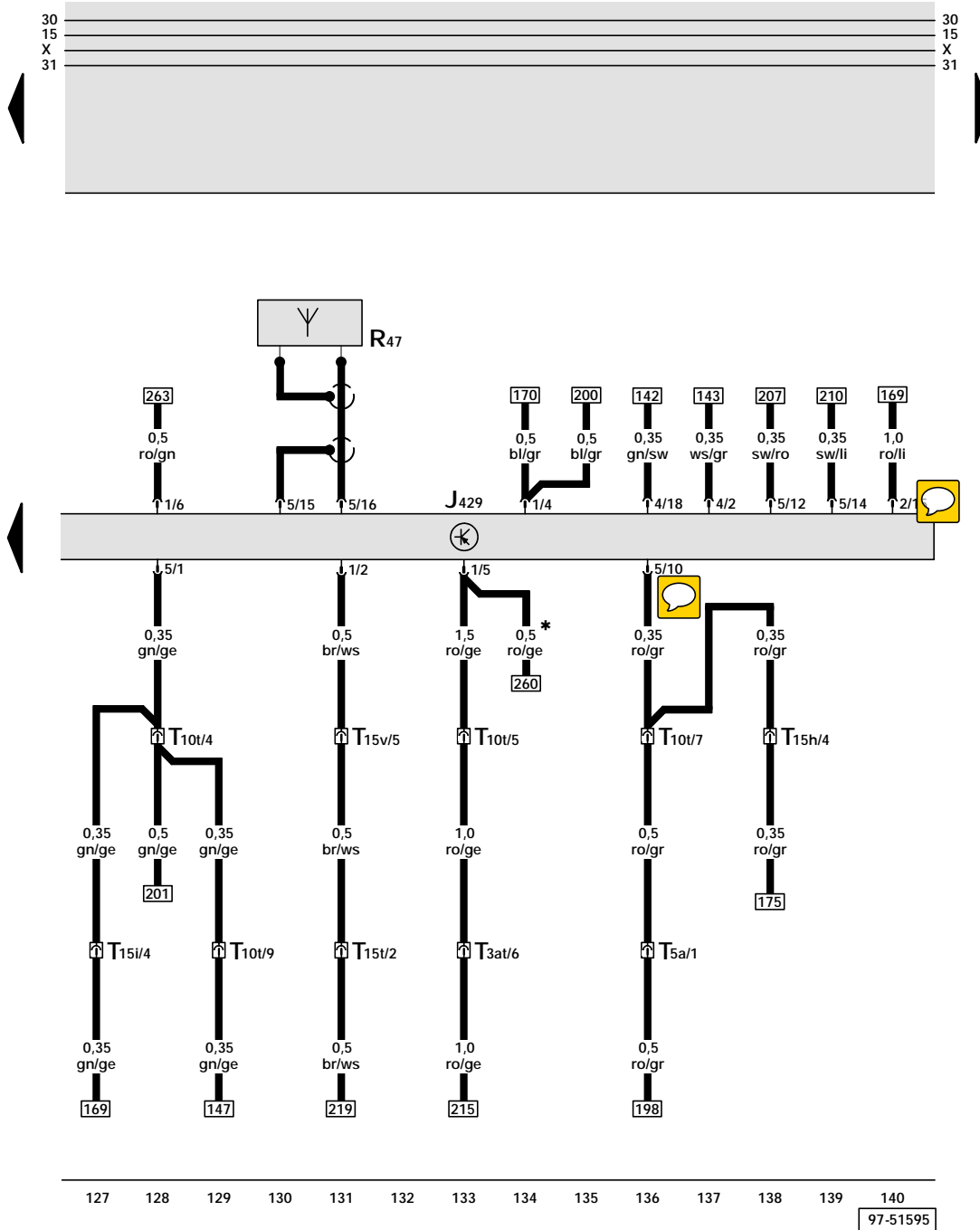
* - Vehicles with parking aid



ws = white
 sw = black
 ro = red
 br = brown
 gn = green
 bl = blue
 gr = grey
 li = violet
 ge = yellow

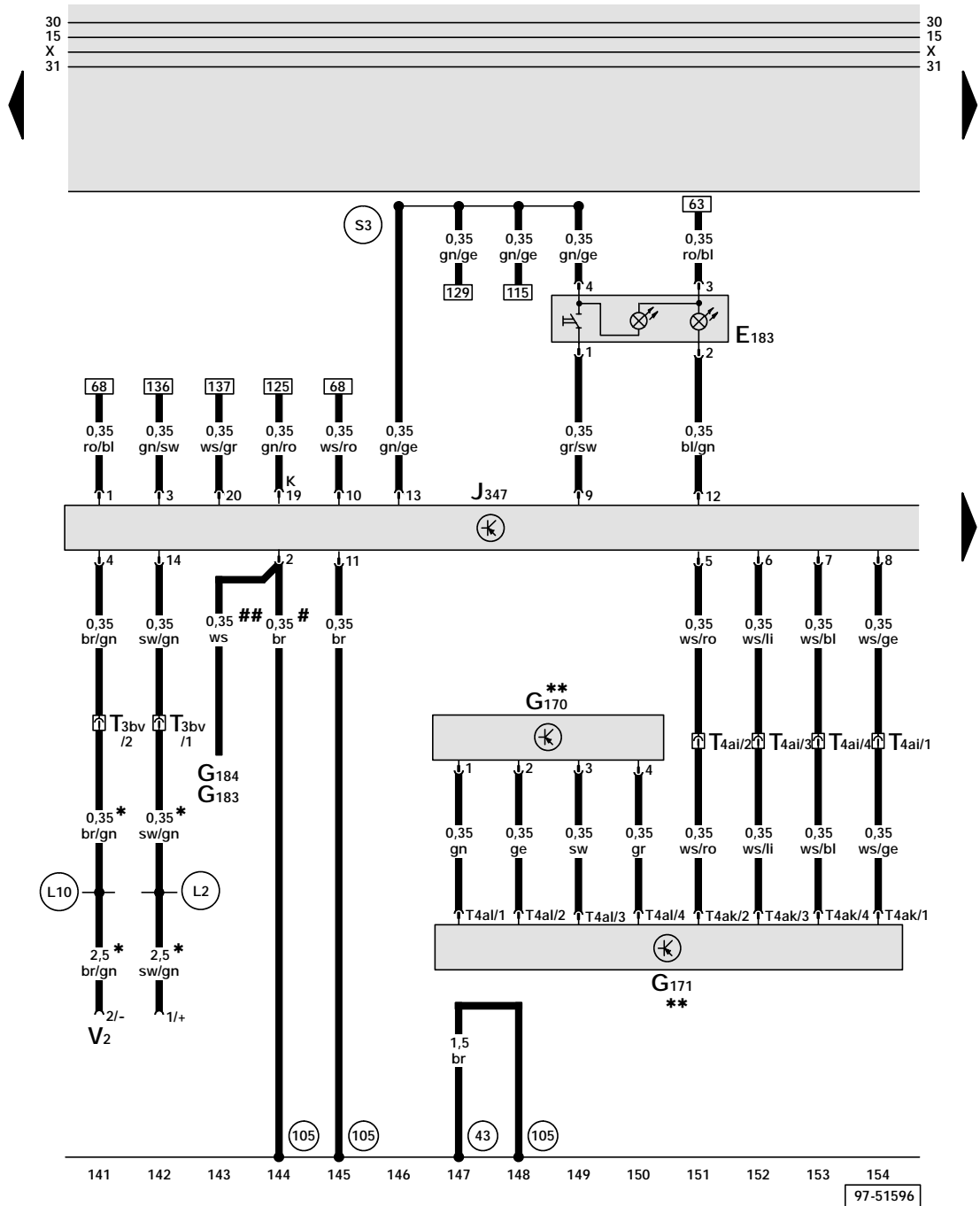
- E164 - Luggage Compartment Release Switch
- F248 - Switch for unlocking, rear lid lock cylinder
- J218 - Instrument Cluster Combination Processor
- J429 - Control module for central locking
- K - Data Link Connector (DLC) Rapid Data Transfer
- T10f - Connector 10 pin, brown, connector station A pillar, left
- T10af - Connector 10 pin, violet, connector station A pillar, left
- T15v - Connector 15 pin, orange, connector station A pillar, right
- T16a - Connector 16 pin, data link connector
- T32a - Connector 32 pin, green, on instrument cluster
- V151 - Motor for remote unlock rear lid
- V155 - Motor for fuel tank lid unlock

- (87) - Ground connection -2-, in rear wiring harness
- (A76) - Connector (K-diagnosis wire), in instrument panel wiring harness
- (H20) - Wire connection -1-, in On-Board Diagnostic (OBD) wiring harness



ws = white
 sw = black
 ro = red
 br = brown
 gn = green
 bl = blue
 gr = grey
 li = violet
 ge = yellow

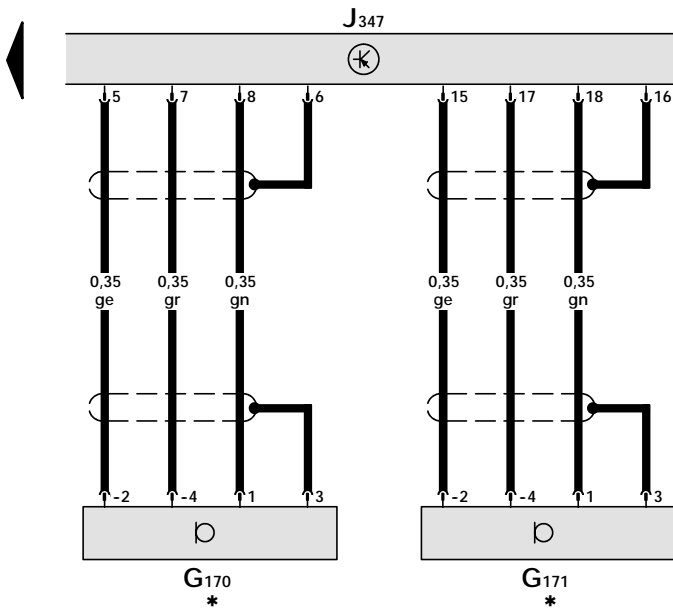

- J429 - Control module for central locking
- R47 - Window antenna for central locking and anti-theft warning system
- T3at - Connector 3 pin, grey, connector station A pillar, left
- T5a - Connector 5 pin, black, behind instrument panel, right
- T10t - Connector 10 pin, orange, connector station A pillar, right
- T15h - Connector 15 pin, brown, connector station A pillar, right
- T15i - Connector 15 pin, brown, connector station A pillar, left
- T15t - Connector 15 pin, grey, connector station A pillar, left
- T15v - Connector 15 pin, orange, connector station A pillar, right
- * - Wagon



ws = white
 sw = black
 ro = red
 br = brown
 gn = green
 bl = blue
 gr = grey
 li = violet
 ge = yellow

- E183 - Switch for passenger compartment monitoring
- G170 - Interior Monitoring sensor, left for anti-theft warning system
- G171 - Interior Monitoring sensor, right for anti-theft warning system
- G183 - Sensor for broken window glass rear left
- G184 - Sensor for broken window glass rear right
- J347 - Control Module for Interior Monitoring sensors
- T3bv - Connector 3 pin, orange, connector station A pillar right
- T4ai - Connector 4 pin, on C pillar, right
- T4ak - Connector 4 pin, on interior monitoring sensor, right
- T4al - Connector 4 pin, on interior monitoring sensor, right
- V2 - Fresh Air Blower

- (43) - Ground connection, on right A-pillar, lower part
- (105) - Ground connection -1-, in central locking system wiring harness
- (L2) - Wire connection, in A/C wiring harness
- (L10) - Wire connection -2-, in A/C wiring harness
- (S3) - Wire connection -1- (switch/control module), central locking system wiring harness
- * - Vehicles with Sunroof with Solar Cells
- ** - Vehicles with head airbag
- # - Sedan
- ## - Wagon




ws = white
 sw = black
 ro = red
 br = brown
 gn = green
 bl = blue
 gr = grey
 li = violet
 ge = yellow

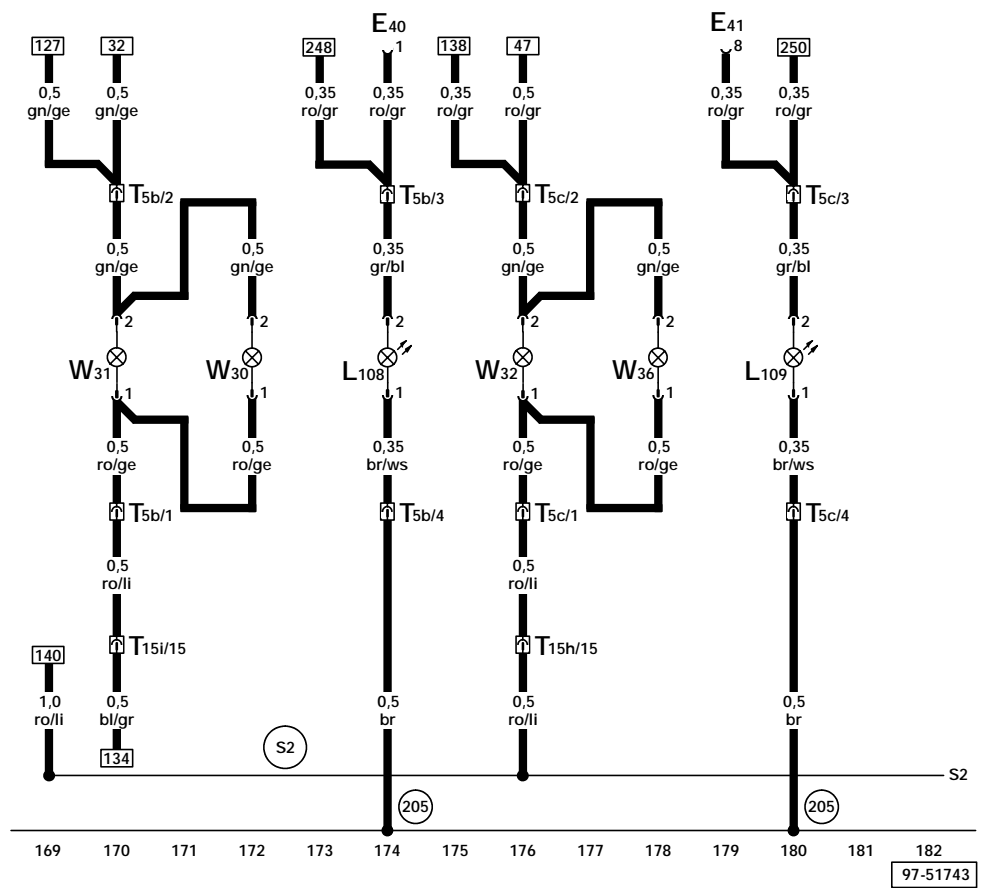
155 156 157 158 159 160 161 162 163 164 165 166 167 168
 97-51742

- G170 - Interior Monitoring sensor, left for anti-theft warning system
- G171 - Interior Monitoring sensor, right for anti-theft warning system
- J347 - Control Module for Interior Monitoring sensors

* - Vehicles without head airbag

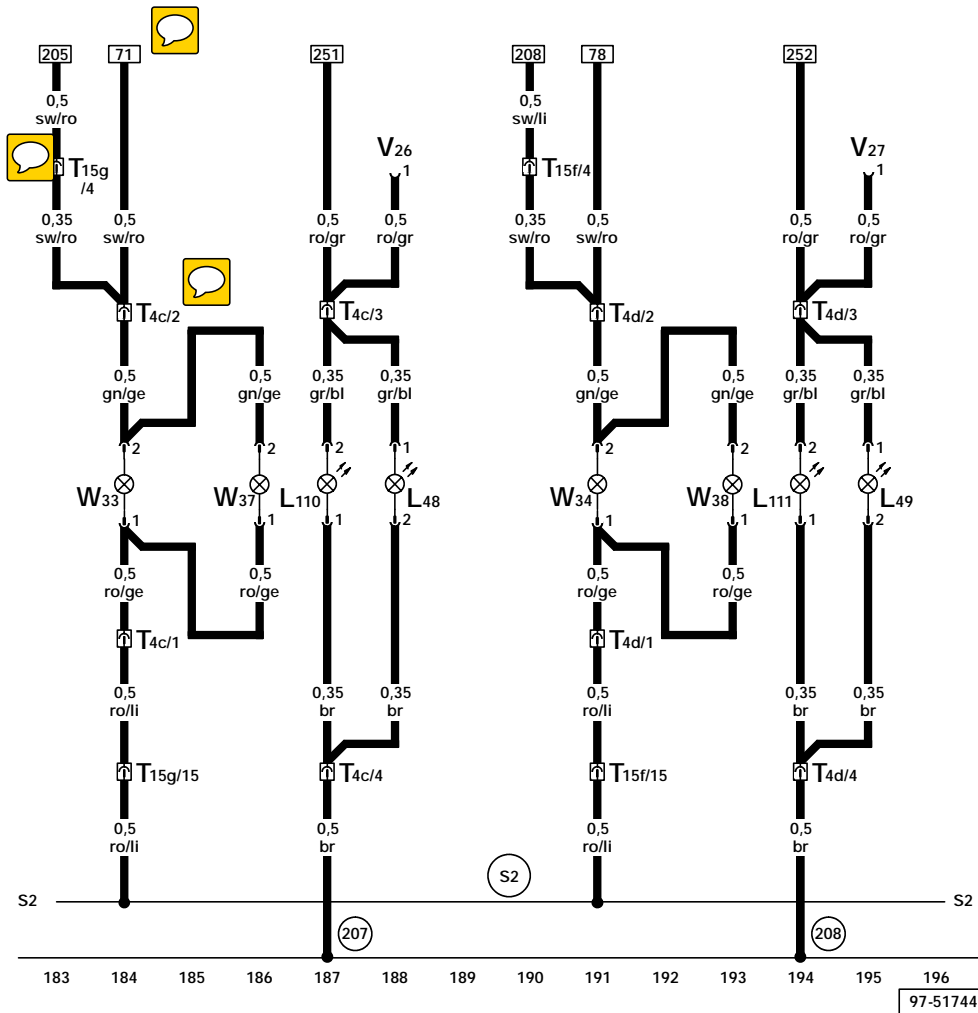



ws = white
 sw = black
 ro = red
 br = brown
 gn = green
 bl = blue
 gr = grey
 li = violet
 ge = yellow



- E40 - Left Front Window Switch
- E41 - Right Front Window Switch
- L108 - Door opener lighting, driver side
- L109 - Door opener lighting, passenger side
- T5b - Connector 5 pin, black, in driver's door
- T5c - Connector 5 pin, black, in passenger's door
- T15h - Connector 15 pin, brown, connector station A pillar, right
- T15i - Connector 15 pin, brown, connector station A pillar, left
- W30 - Door Warning Light
- W31 - Entry light front, left
- W32 - Entry light front, right
- W36 - Door warning light, passenger side

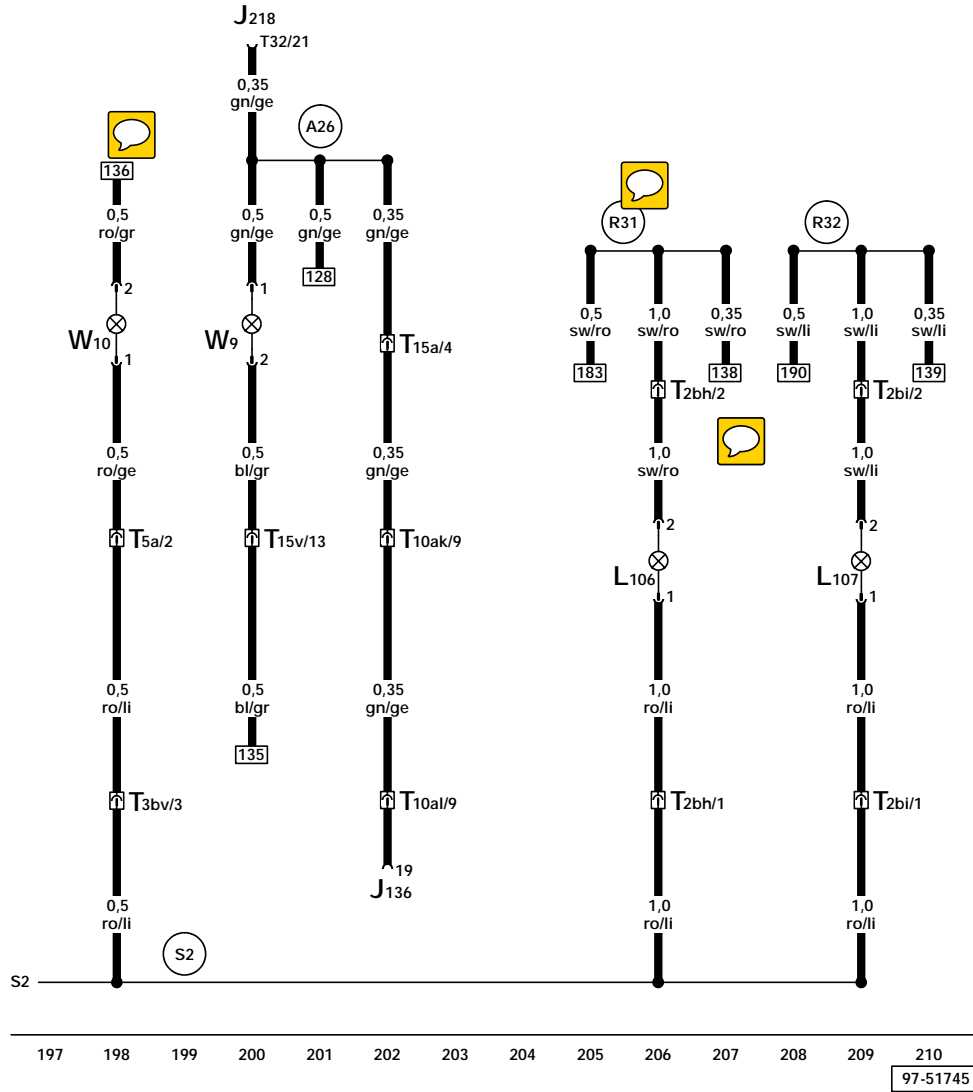

- (205) - Ground connection, in driver's door wiring harness
- (S2) - Wire connection, in central locking system wiring harness



ws = white
 sw = black
 ro = red
 br = brown
 gn = green
 bl = blue
 gr = grey
 li = violet
 ge = yellow

- L48 - Left Rear Ashtray Light
- L49 - Right Rear Ashtray Light
- L110 - Door opener lighting, left rear
- L111 - Door opener lighting, right rear
- T4c - Connector 4 pin, black, in left rear door
- T4d - Connector 4 pin, black, in right rear door
- T15f - Connector 15 pin, blue, in connector station B pillar, right
- T15g - Connector 15 pin, blue, in connector station B pillar, left
- V26 - Left Rear Door Window Motor
- V27 - Right Rear Door Window Motor
- W33 - Entry light rear, left
- W34 - Entry light rear, right
- W37 - Door warning light rear, left
- W38 - Door warning light rear, right

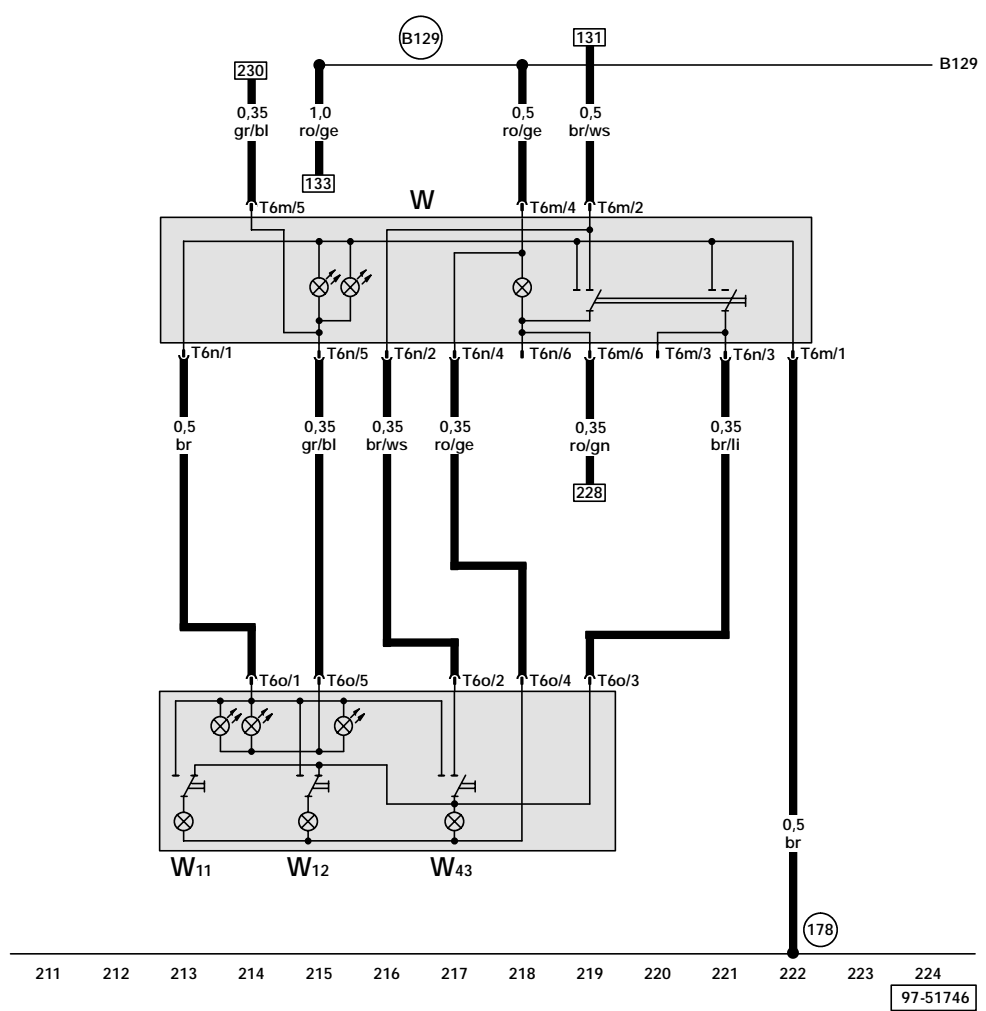

- (207) - Ground connection, in left rear door wiring harness
- (208) - Ground connection, in right rear door wiring harness
- (S2) - Wire connection, in central locking system wiring harness



ws = white
 sw = black
 ro = red
 br = brown
 gn = green
 bl = blue
 gr = grey
 li = violet
 ge = yellow

- J136 - Memory Seat Control Module
- J218 - Instrument Cluster Combination Processor
- L106 - Footwell lighting, left rear
- L107 - Footwell lighting, right rear
- T2bh - Connector 2 pin, black, below driver's seat
- T2bi - Connector 2 pin, black, below passenger's seat
- T3bv - Connector 3 pin, orange, connector station A pillar, right
- T5a - Connector 5 pin, black, behind instrument panel, right
- T10ak - Connector 10 pin, green, connector station A pillar, left
- T10al - Connector 10 pin, brown, below driver's seat
- T15a - Connector 15 pin, black, connector station A pillar, left
- T15v - Connector 15 pin, orange, connector station A pillar, right
- T32 - Connector 32 pin, blue, on instrument cluster
- W9 - Left Footwell Light
- W10 - Right Footwell Light

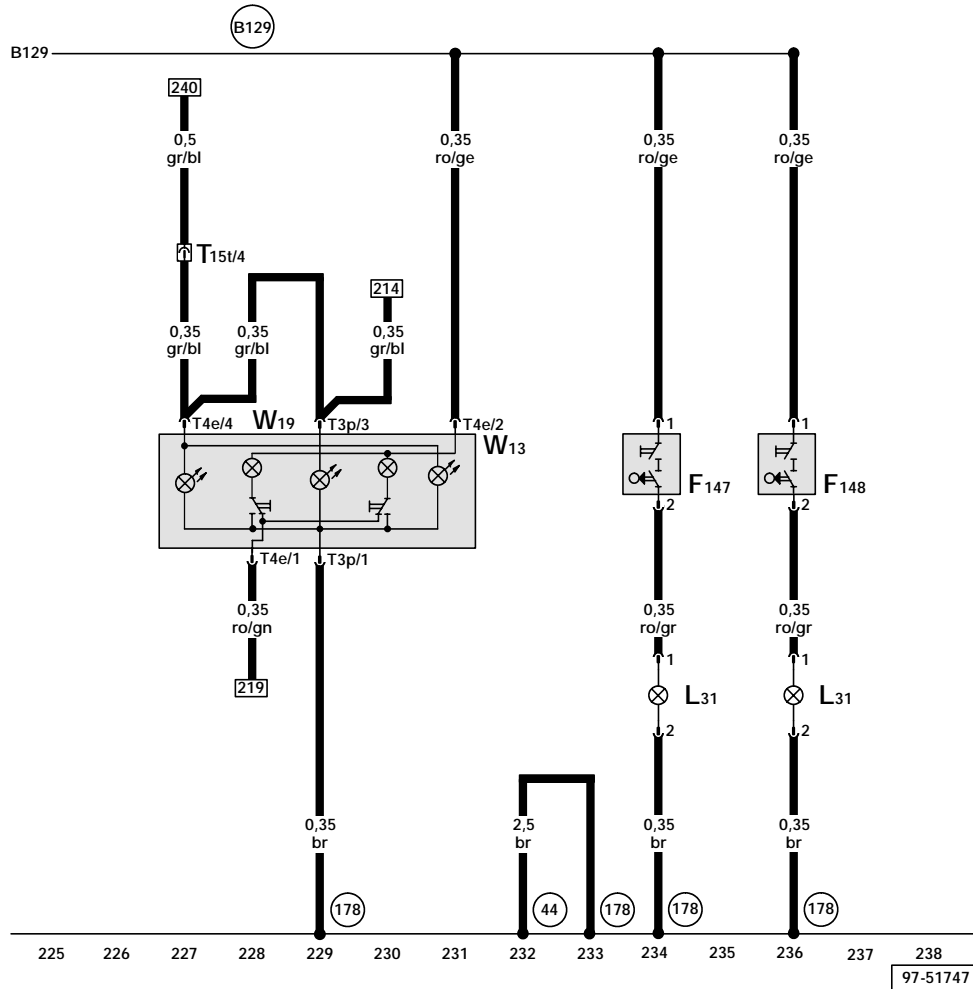

- (A26) - Wire connection (driver's door contact switch), in instrument panel wiring harness
- (R31) - Wire connection -1-, in left rear door wiring harness
- (R32) - Wire connection -2-, in right rear door wiring harness
- (S2) - Wire connection, in central locking system wiring harness



ws = white
 sw = black
 ro = red
 br = brown
 gn = green
 bl = blue
 gr = grey
 li = violet
 ge = yellow

- T6m - Connector 6 pin, on interior light, front
- T6n - Connector 6 pin, on interior light, front
- T6o - Connector 6 pin, on interior light, rear
- W - Front Interior Light
- W11 - Left Rear Reading Light
- W12 - Right Rear Reading Light
- W43 - Rear courtesy lamp

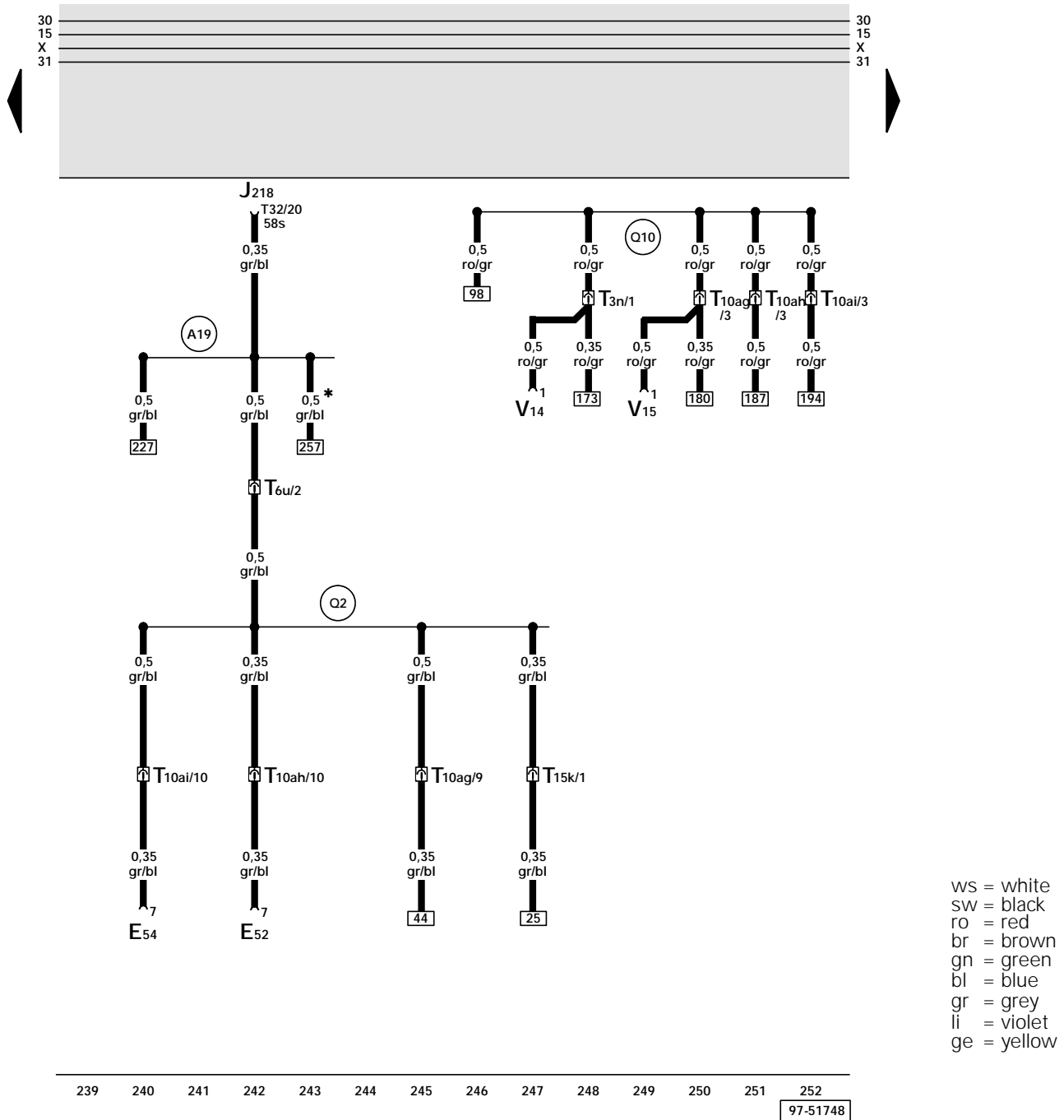
- (178) - Ground connection, in sunroof wiring harness
- (B129) - Connector (interior light 31L), in wiring harness interior



ws = white
 sw = black
 ro = red
 br = brown
 gn = green
 bl = blue
 gr = grey
 li = violet
 ge = yellow

- F147 - Left Make-Up Mirror Light Switch
- F148 - Right Make-Up Mirror Light Switch
- L31 - Make-up Mirror Light
- T3p - Connector 3 pin, on reading lamp front right
- T4e - Connector 4 pin, on reading lamp front left
- T15t - Connector 15 pin, grey, connector station A pillar, left
- W13 - Right Front Map/Reading Light
- W19 - Left Front Reading Light

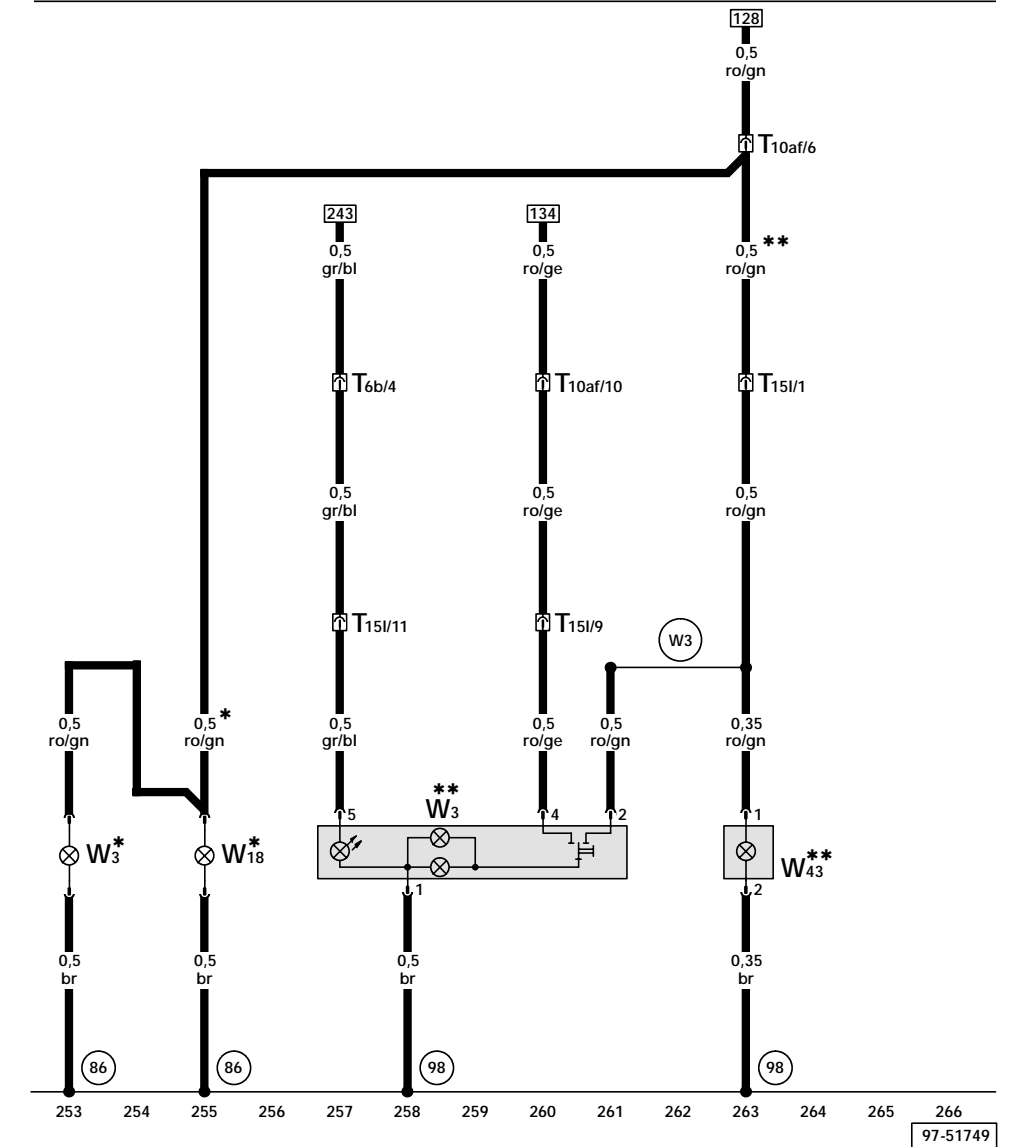

- (44) - Ground connection, on left A-pillar, lower part
- (178) - Ground connection, in sunroof wiring harness
- (B129) - Connector (interior light 31L), in wiring harness interior



ws = white
 sw = black
 ro = red
 br = brown
 gn = green
 bl = blue
 gr = grey
 li = violet
 ge = yellow

- E52 - Left Rear Window Switch, (In LR Door)
- E54 - Right Rear Window Switch, (In RR Door)
- J218 - Instrument Cluster Combination Processor
- T3n - Connector 3 pin, red, connector station A pillar, left
- T6u - Connector 6 pin, grey, connector station A pillar, left
- T10ag - Connector 10 pin, red, connector station A pillar, right
- T10ah - Connector 10 pin, red, in B pillar, left
- T10ai - Connector 10 pin, red, in B pillar, right
- T15k - Connector 15 pin, red, connector station A pillar, left
- T32 - Connector 32 pin, blue, on instrument cluster
- V14 - Left Window Motor
- V15 - Right Window Motor

- (A19) - Wire connection (58s), in instrument panel wiring harness
- (Q2) - Plus connection (58s), in power window wiring harness
- (Q10) - Plus connection (87), in power window/central locking system and door contact switch wiring harness
- * - Wagon



ws = white
 sw = black
 ro = red
 br = brown
 gn = green
 bl = blue
 gr = grey
 li = violet
 ge = yellow

- T6b - Connector 6 pin, white, connector station A pillar, left
- T10af - Connector 10 pin, violet, connector station A pillar, left
- T15l - Connector 15 pin, black, in luggage compartment
- W3 - Luggage Compartment Light
- W18 - Left Luggage Compartment Light
- W43 - Rear courtesy lamp

- 86 - Ground connection -1-, in rear wiring harness
- 98 - Ground connection, in rear lid wiring harness
- W3 - Wire connection, in rear wiring harness

- * - only Sedan
- ** - only Wagon