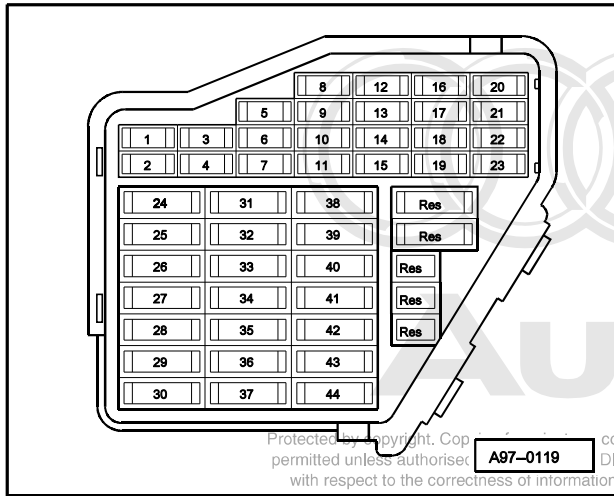


**Anti-lock brake system (ABS) with electronic differential lock (EDL) and traction control system (ASR)**

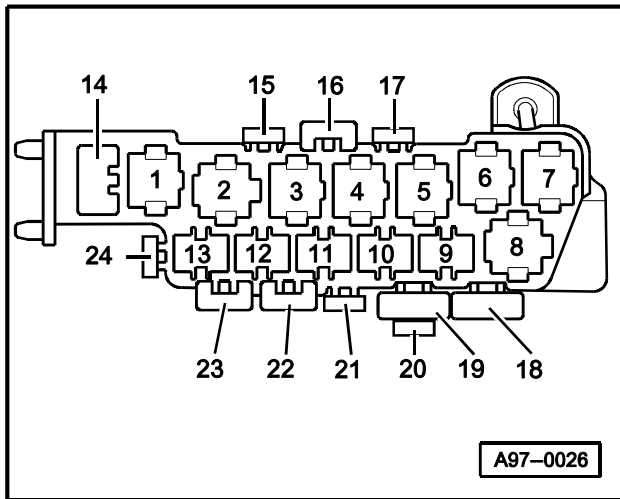
Model year 1998

**Fuse box**



From fuse number 23 upwards the fuses in the fuse box are designated as 223 etc. in the Current Flow Diagram.

8-point relay carrier



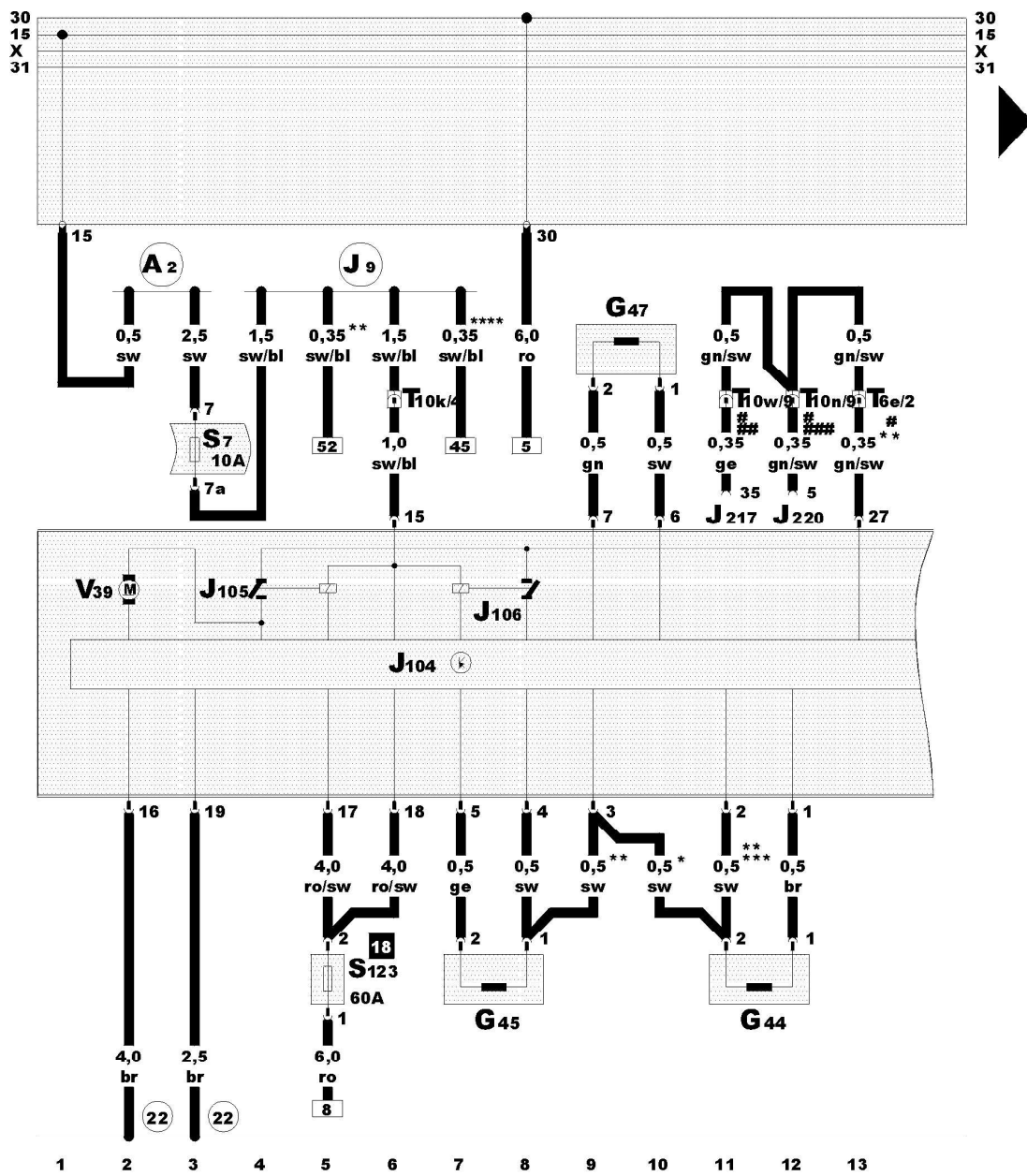
Protected by copyright. Copying for private or commercial purposes, in part or in whole, is not permitted unless authorised by AUDI AG. AUDI AG does not guarantee or accept any liability with respect to the correctness of information in this document. Copyright by AUDI AG.

**Position of relays:**

18 - ABS control unit fuse (S123)

**Fuse colours:**

- 30 A - green
- 25 A - white
- 20 A - yellow
- 15 A - blue
- 10 A - red
- 5 A - beige



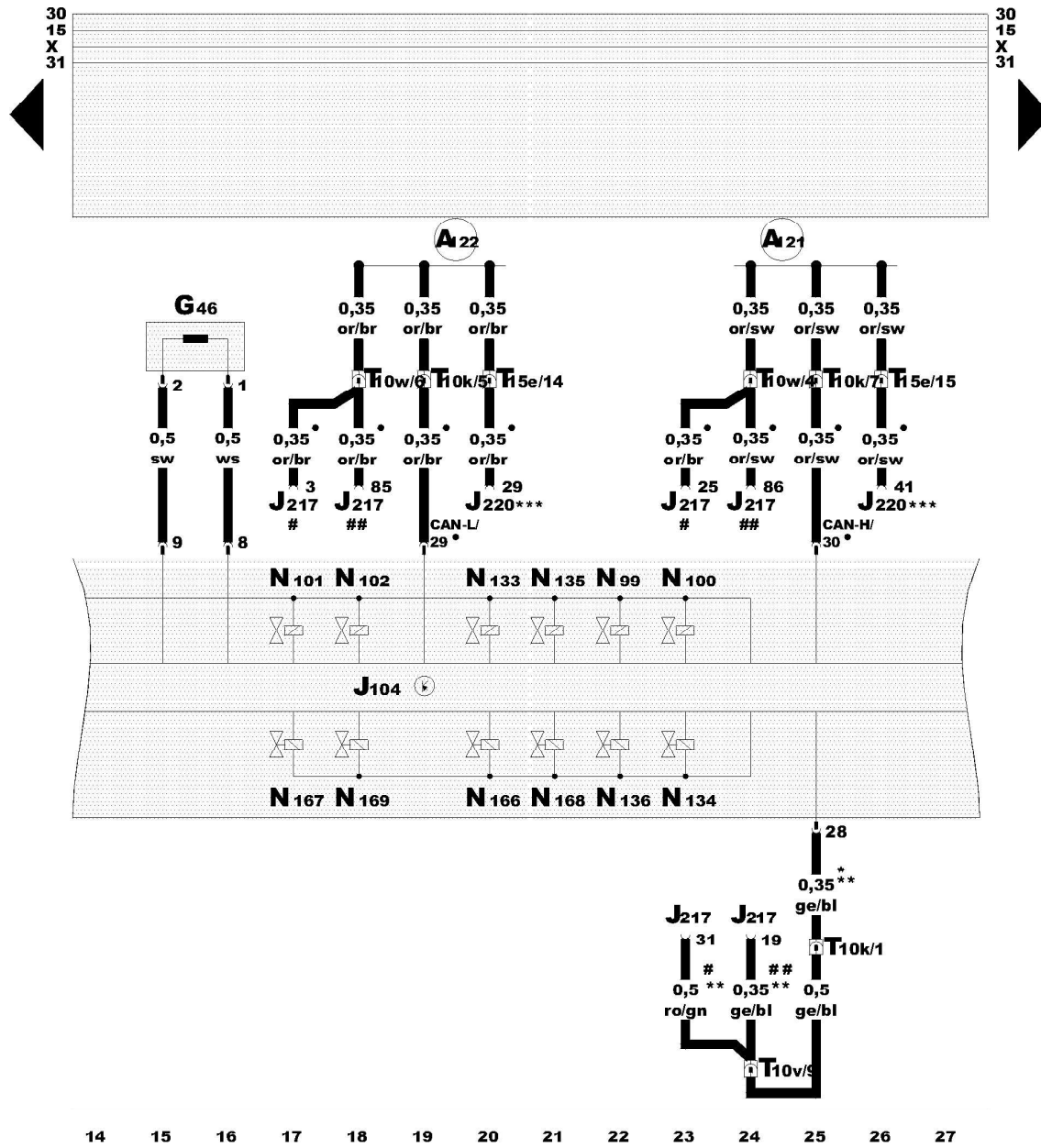
ABS with EDL control unit, front speed sensor

- G44 Rear right speed sensor
- G45 Front right speed sensor
- G47 Front left speed sensor
- J104 ABS with EDL control unit
- J105 ABS return flow pump relay
- J106 Relay for ABS solenoid valves
- J217 Automatic gearbox control unit
- J220 Motronic control unit
- S7 Fuse in fuse box
- S123 ABS control unit fuse 1
- T6e 6-pin connector, grey, connector point right A-pillar
- T10k 10-pin connector, orange, connector point, A pillar, left
- T10n 10-pin connector, yellow, connector point, electronics box, plenum chamber
- T10w 10-pin connector, blue, connector point, A pillar, right
- V39 ABS return flow pump

- 22 Earth point, on hydraulic unit
- A2 Positive (+) connection (15), in dash panel wiring harness
- J9 Connection -1- (15a), in ABS wiring harness
- \* Models without traction control system
- \*\* Models with traction control system switch
- \*\*\* Models with four-wheel drive
- \*\*\*\* Models with 6-cylinder TDI engines, engine codes AFB, AKN
- # Models without CAN bus
- ## Models with automatic gearbox 01V
- ### Models with 6-cylinder petrol engines, engine codes AGA, AJG, ALF, ALW

- ws = white
- sw = black
- ro = red
- br = brown
- gn = green
- bl = blue
- gr = grey
- li = purple
- ge = yellow
- or = orange
- rs = pink

97-20340



ABS with EDL control unit, solenoid valve, rear speed sensor

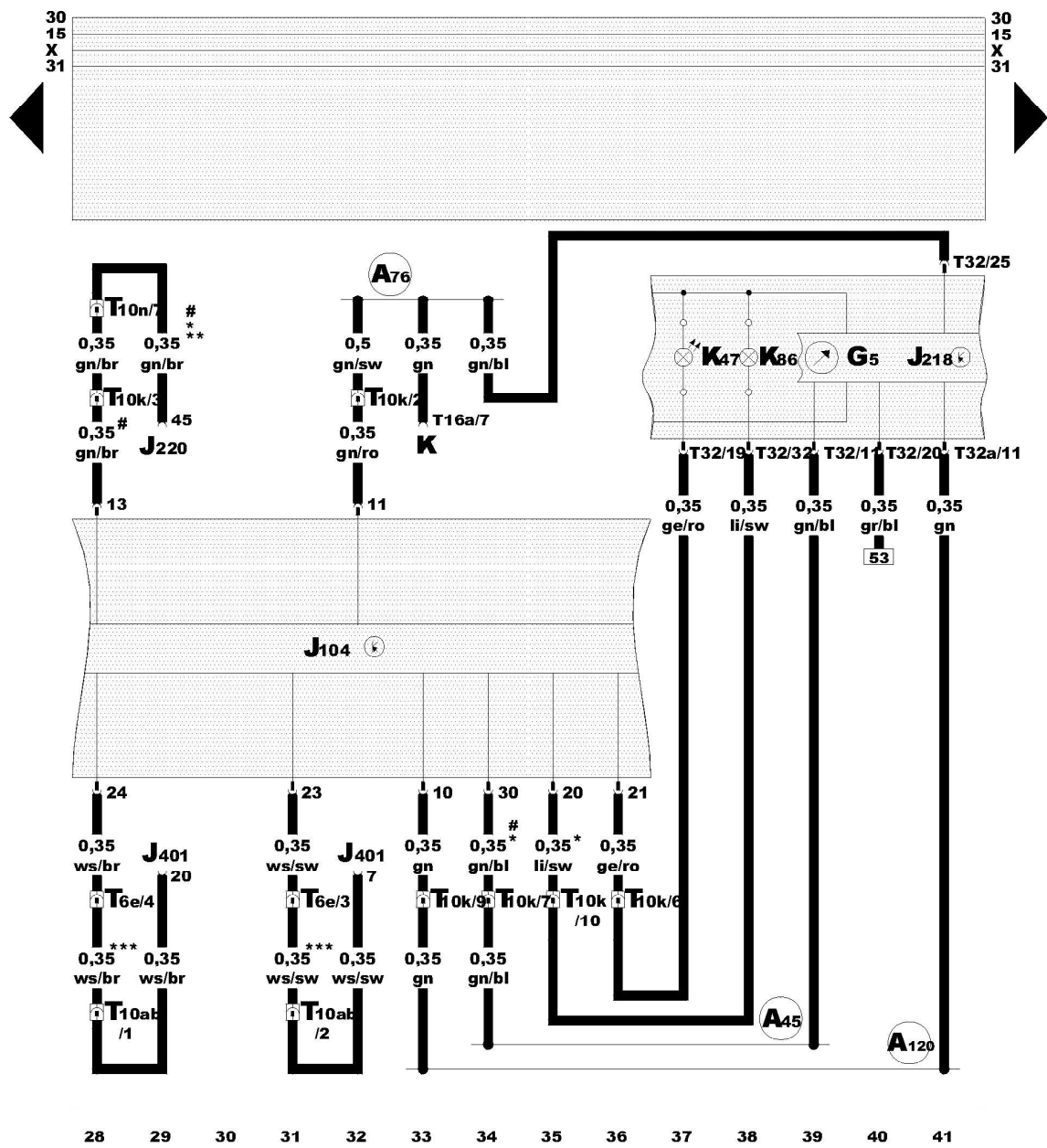
- G46 Rear left speed sensor
- J104 ABS with EDL control unit
- J217 Automatic gearbox control unit
- J220 Motronic control unit
- N99 ABS inlet valve, front right
- N100 ABS outlet valve, front right
- N101 ABS inlet valve, front left
- N102 ABS outlet valve, front left
- N133 ABS inlet valve, rear right
- N134 ABS inlet valve, rear left
- N135 ABS outlet valve, rear right
- N136 ABS outlet valve, rear left
- N166 EDL change-over valve, front right
- N167 EDL outlet valve, front right
- N168 EDL change-over valve, front left
- N169 EDL outlet valve, front left
- T10k 10-pin connector, orange, connector point, A pillar, left
- T10v 10-pin connector, brown, connector point, A pillar, right
- T10w 10-pin connector, blue, connector point, A pillar, right
- T15e 15-pin connector, white, connector point, electronics box, plenum chamber

A121 Connection (high bus), in dash panel wiring harness

A122 Connection (low bus), in dash panel wiring harness

- CAN bus
- \* Models with traction control system switch
- \*\* Models without CAN bus
- \*\*\* Models with 6-cylinder petrol engines
- # Models with automatic gearbox 01N
- ## Models with automatic gearbox 01V

- ws = white
- sw = black
- ro = red
- br = brown
- gr = green
- bl = blue
- gr = grey
- li = purple
- ge = yellow
- or = orange
- rs = pink



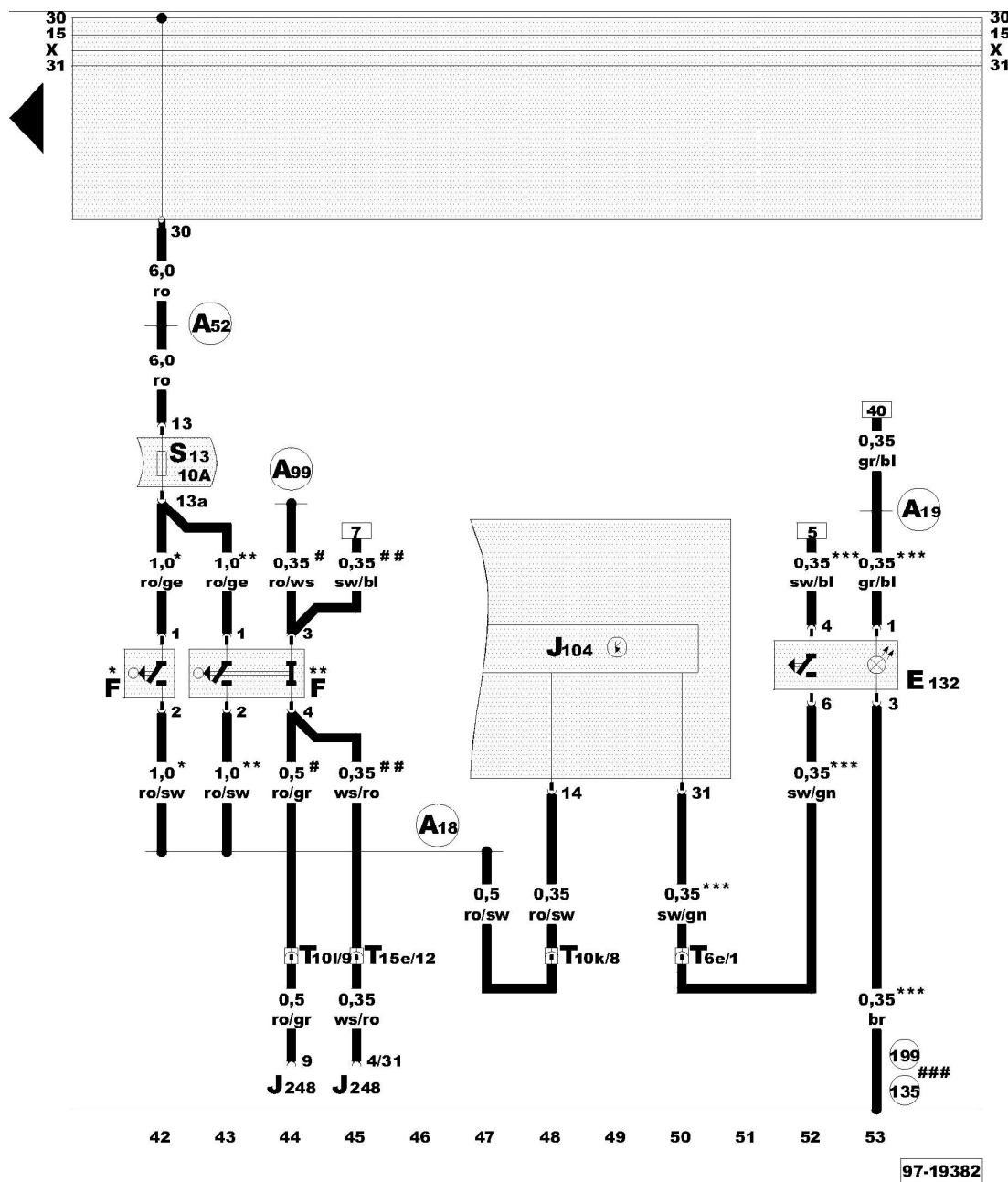
ABS with EDL and TCS control unit, ABS warning lamp and traction control system

- G5 Rev. counter
- J104 ABS with EDL control unit
- J218 Combi-processor in dash panel insert
- J220 Motronic control unit
- J401 Navigation system with CD drive control unit
- K Diagnosis connection
- K47 ABS warning lamp
- K86 Traction control system warning lamp
- T6e 6-pin connector, grey, connector point right A-pillar
- T10k 10-pin connector, orange, connector point, A pillar, left
- T10n 10-pin connector, yellow, connector point, electronics box, plenum chamber
- T10ab 10-pin connector, purple, connector point, A pillar, right
- T16a 16-pin connector, diagnosis connection
- T32 32-pin connector, blue, on dash panel insert
- T32a 32-pin connector, green, on dash panel insert

- A45 Connection (engine speed signal), in dash panel wiring harness
  - A76 Connection (diagnosis wire K), in dash panel wiring harness
  - A120 Connection (stationary time), in dash panel wiring harness
- \* Models with traction control system switch  
 \*\* Models with 6-cylinder petrol engines, engine codes ACK, ALG, AGA, AJG, ALF, ALW  
 \*\*\* Models with navigation system  
 # Models without CAN bus

Copying for private or commercial purposes, in part or in whole, is not permitted by AUDI AG. AUDI AG does not guarantee the accuracy, reliability or correctness of information in this document. Copyright © 1998 by AUDI AG.

- ws = white
- sw = black
- ro = red
- br = brown
- gn = green
- bl = blue
- gr = grey
- li = purple
- ge = yellow
- or = orange
- rs = pink



**ABS with EDL control unit, brake light switch, traction control system switch**

- E132 Traction control system switch
- F Brake light switch
- J104 ABS with EDL control unit
- J248 Diesel direct injection system control unit
- S13 Fuse in fuse box
- T6e 6-pin connector, grey, connector point right A-pillar
- T10k 10-pin connector, orange, connector point, A pillar, left
- T10I 10-pin connector, white, connector point, electronics box, plenum chamber
- T15e 15-pin connector, white, connector point, electronics box, plenum chamber

- 135 Earth connection -2-, in dash panel wiring harness
- 199 Earth connection -3-, in dash panel wiring harness
- A18 Connection (54), in dash panel wiring harness
- A19 Connection (58s), in dash panel wiring harness (switch illumination)
- A52 Positive (+) connection 2 (30), in dash panel wiring harness
- A99 Connection -1- (87), in dash panel wiring harness
- \* Models with petrol engines
- \*\* Models with diesel engines
- \*\*\* Models with traction control system switch
- # Models with 4-cylinder TDI engines, engine codes AFN, AJM
- ## Models with 6-cylinder TDI engines, engine codes AFB, AKN
- ### Both possible

Protected by copyright. Copying for private or commercial purposes, in part or in whole, is not permitted unless authorized in writing by Audi AG. Liability with respect to the correctness of information in this document. Copyright by AUDI AG.