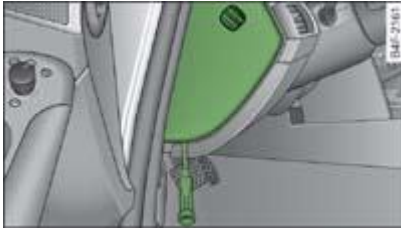
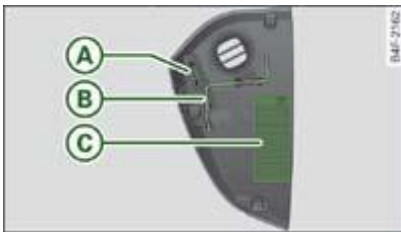


# FULL FUSE DIAGRAM FOR AUDI A6 C6 4F

BY P33



**Fig. 1** Left side of dash panel: Fuse cover



**Fig. 2** Left side of dash panel: Items on inside of fuse cover

## Additional information

The various electrical circuits are protected by fuses. The fuse boxes are located behind covers on the left and right sides of the dash panel and in the compartment on the right side of the boot.

A plastic clip -A- for removing the fuses is provided in the fuse cover on the left side of the dash panel. The crank handle -B- is intended for manual operation of the electric sun roof\* if this should be necessary. There is also a sticker -C- listing the fuses in each of the fuse boxes in the dash panel.



**Fig. 1** Diagram of fuse panel

## Fuse list – LEFT SIDE OF DASH PANEL

No.	Electrical equipment	Amps
1	Vacant	
2	Vacant	
3	Engine management	5
4	Oil level sensor	5
5	Air conditioner, tyre pressure monitoring system	5

6	Electronic stabilisation program (ESP), clutch sensor	5
7	Diagnostic connector	5
8	Control unit for HomeLink®	5
9	Automatic anti-dazzle interior mirror	5
10	Audi adaptive cruise control	5
11	Auxiliary heating	5
12	Diagnostic connector	10
13	Steering column switch module	10
14	Vacant	
15	Instrument cluster, gateway control unit	10
16	Telephone / mobile phone	5
17	Electronic stabilisation program (ESP)	10
18	Headlight electronics (left-side)	5
19	Rain sensor	5
20	Heated washer jets	5
21	Seat adjustment (driver side)	10
22	MMI display screen	5
23	Electro-mechanical parking brake	5
24	Vacant	
25	Vacant	
26	Vacant	
27	Vacant	
28	Vacant	
29	Vacant	
30	Vacant	
31	Reversing light switch, multitronic gearbox, engine component	15
32	Smart power output module, driver (footwell light and front headlights, horn, wiper system, electric steering column adjustment)	30
33	Smart power module, driver (left lights)	25
34	Smart power module, driver (right lights)	25
35	Auxiliary heating	20
36	Headlight washers	30
37	Electronic stabilisation program (ESP)	25

38	Wiper system	30
39	Door control unit (left-side)	15
40	Horn	25
41	Blower	40
42	Control unit for electronic ignition lock/electric steering column adjustment	30
43	Rear window wiper (Avant)	15
44	Electric windows (left side of vehicle)	35

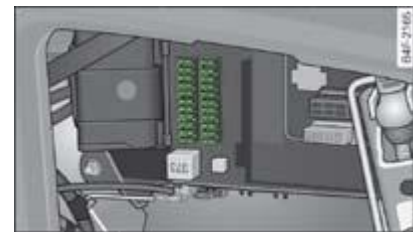


**Fig. 1** Diagram of fuse panel

**Fuse list – RIGHT SIDE OF DASH PANEL**

No.	Electrical equipment	amps
<b>Fuse carrier (black)</b>		
1	Control unit for advanced key	15
2	Cigarette lighter, front	20
3	Tyre pressure monitoring system	5
4	Vacant	
5	Smart power module, passenger side (glove box release)	15
6	Door control unit (right-side)	15
7	Sun roof	20
8	A/C control console	10
9	Seat heating, front	30
10	MMI, aerial amplifier	10
11	Seat adjustment (passenger side)	10
12	Media drives, front (MMI)	5
<b>Fuse carrier (brown)</b>		
1	Electrical fuel pump	20/30

2	adaptive air suspension	15
3	Audi lane assist	10
4	Vacant	
5	adaptive air suspension	5
6	Selector gate (automatic gearbox) / clutch switch	5
7	Parking aid	5
8	Gateway control unit	5
9	Dynamic headlight range control (automatic headlights), headlight electronics (right-side)	5
10	Airbag	5
11	Seat heating, rear	5
12	Phone pre-installation	5



**Fig. 1** Diagram of fuse panel

<b>Fuse list – RIGHT SIDE OF TRUNK</b>		
No.	Electrical equipment	amps
<b>Fuse carrier (black)</b>		
1	Digital Signal Processing (DSP) / BOSE amplifier	30
2	MMI, aerial amplifier	5
3	Electro-mechanical parking brake, left-side	30
4	Electro-mechanical parking brake, right-side	30
5	Luggage compartment socket	20
6	Battery power management	5
7	Smart power module, rear (right lights)	20
8	Smart power module (convenience)	5
9	Smart power module, rear (left lights)	30
10	Electric windows (right side of vehicle)	35

11	<b>Left-hand drive vehicles:</b> Parking aid <b>Right-hand drive vehicles:</b> Cigarette lighter, front	5 20
12	Cigarette lighter, rear	20
<b>Fuse carrier (brown)</b>		
1	Reversing camera	5
2	Power-operated tailgate (Avant)	30
3	Power-operated tailgate (Avant)	30
4	Power-operated tailgate (Avant)	20
5	Communication, aerial amplifier	5
6	TV tuner	5
7	MMI	5
8	Auxiliary heating	20
9	Digital tuner	5
10	Control unit for towing bracket	15
11	Towing bracket (left lights)	15
12	Towing bracket (right lights)	15