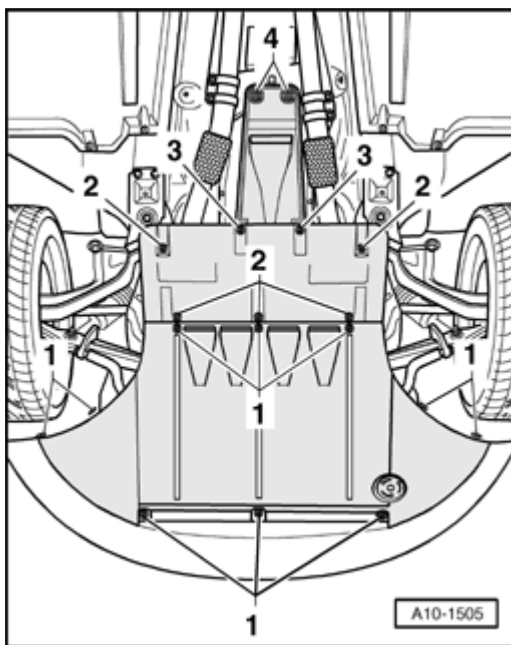


Audi > A8/A8L > 2004-2008 Suspension, Wheels, Steering 44 - Diagnosis and Testing

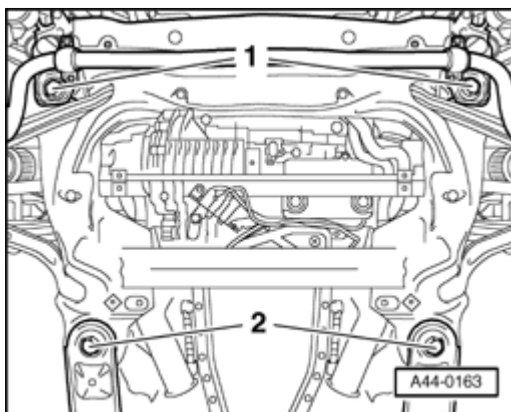
Front Axle Camber, Centering

Camber cannot be adjusted.

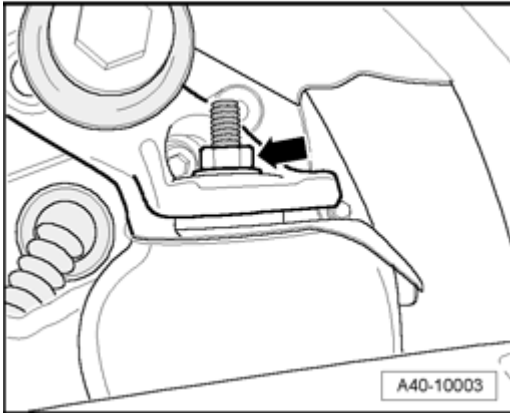
Camber can be centered evenly within specified tolerance range by shifting subframe.



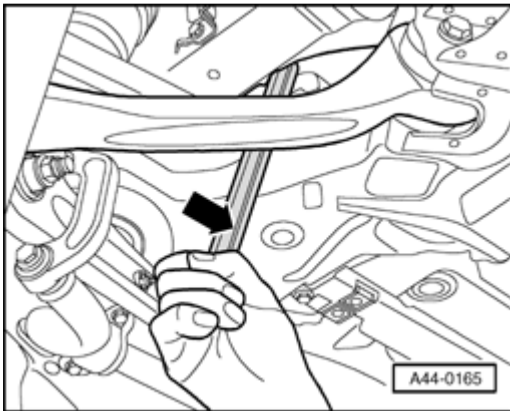
- Loosen quick-release fasteners - 1 - and - 2 - and remove noise insulation.



- Loosen hex bolts - 1 - and - 2 - .



- Loosen left and right front transmission mounting/support nut.



- Slide subframe to suitable position using a plastic-coated tire iron - **arrow** - .

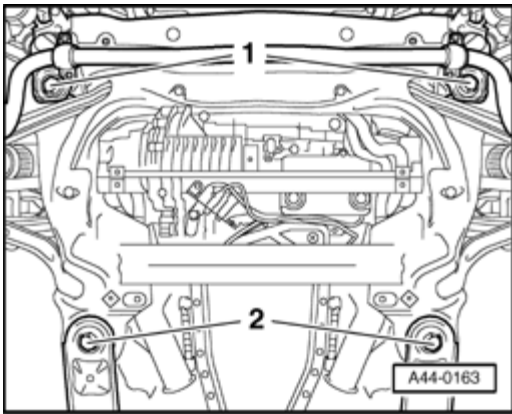
Press in center of subframe between subframe and body longitudinal member.

If you do not have a plastic-coated tire iron, wrap a standard tire iron in adhesive tape.

CAUTION!

Do not damage any parts!

Specified values for wheel alignment ⇒ [Wheel Alignment Specifications](#) .



- Install new hex bolts - **1** - and - **2** - and tighten .
- Tighten left and right front transmission mounting/support nut, refer to ⇒ Automatic Transmission - Repair Group 37 .

CAUTION!

Every time camber is corrected, axle alignment values should be checked.

- Install front noise insulation.

Copyright © 2008 Audi of America, Inc. and Bentley Publishers. All rights reserved. Last processed: