


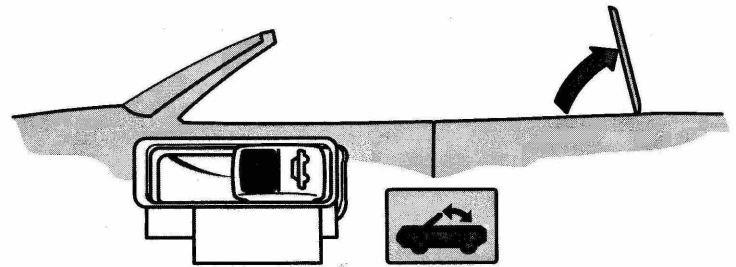



Convertible top open

- Car stationary.
 - Ignition switched on.
 - Parking brake applied.
 - The trunk is closed.
- Press switch in center console.
 - The locks of the convertible top compartment cover are unlocked hydraulically. The compartment cover is raised.
 - Indicator light illuminated.
 - The trunk lid is locked.
- The two cylinders lift the convertible top out of the compartment.
 - The tensioning bow moves into the horizontal position before the compartment cover is closed.
 - The trunk lid is unlocked.
- The bow cylinders tension the convertible top and move it into the end positions at the front and rear.
- Pull top latch down and turn it.
 - The indicator light goes out.
 - If the convertible top switch is operated once again within 20 seconds, the four side windows close.



221/24