
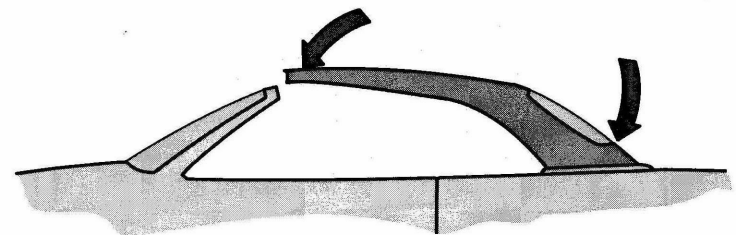

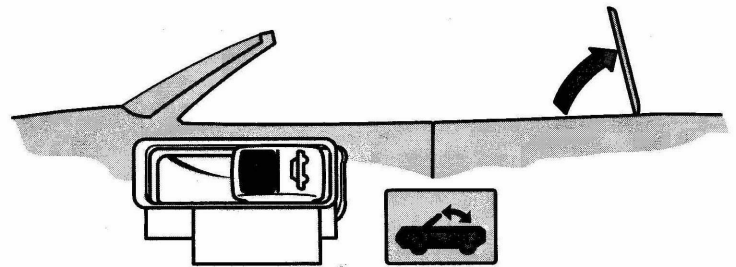



## Convertible top open

1. • Car stationary.  
• Ignition switched on.  
• Parking brake applied.  
• The trunk is closed.
2. • Press switch in center console.  
• The locks of the convertible top compartment cover are unlocked hydraulically. The compartment cover is raised.  
• Indicator light illuminated.  
• The trunk lid is locked.
3. • The two cylinders lift the convertible top out of the compartment.  
• The tensioning bow moves into the horizontal position before the compartment cover is closed.  
• The trunk lid is unlocked.
4. • The bow cylinders tension the convertible top and move it into the end positions at the front and rear.
5. • Pull top latch down and turn it.  
• The indicator light goes out.  
• If the convertible top switch is operated once again within 20 seconds, the four side windows close.



221/24