
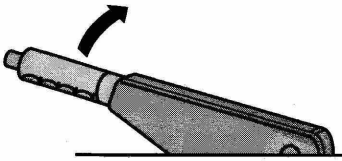


Components

Ignition On



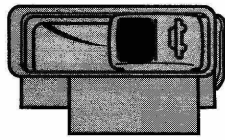
Parking Brake Warning Light Switch



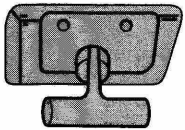
F 9



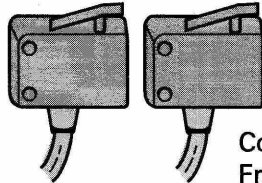
Convertible Top Operation Switch E137



Top Latch




Convertible Top Latch Open Position Switch F205

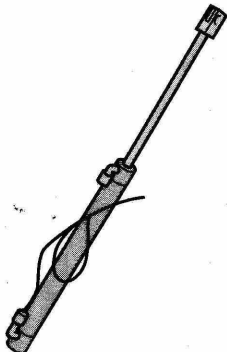


Convertible Top Front Lock Switch F172


Vehicle Speed Signal




Right Main Cylinder



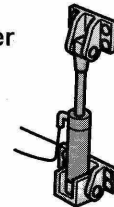
Convertible Top Compartment Cover Lock with three microswitches




Convertible Top Control Module J256



Convertible Top Compartment Cover Cylinder



Right Tensioning Bow Cylinder



Trunk Lid Closed Position Switch F206

