




S tronic®


Launch Control Program


Applies to vehicles with S tronic transmission

The Launch Control Program provides the best acceleration possible when starting from a stop.

Requirement: The engine must be at operating temperature and the steering wheel must not be turned.

- ▶ Press the  button while the engine is running. The  indicator light illuminates in the instrument cluster and **ASR off Caution! Limited driving stability** appears in the driver information system display.
- ▶ Move the selector lever to the S position or select the DYNAMIC mode in Audi drive select*.
- ▶ Press the brake pedal strongly with your left foot and hold it down for at least one second.
- ▶ At the same time, press the accelerator pedal down completely with your right foot until the engine reaches and maintains a high RPM.
- ▶ Remove your foot from the brake pedal within five seconds ⇒ .

 **WARNING**

- Always adapt your driving to the traffic flow.
- Only use the Launch Control Program when road and traffic conditions allow it and other drivers will not be endangered or annoyed by your driving and the vehicle's acceleration.
- Please note that the driving wheels can spin and the vehicle can break away when ASR is switched off, especially when the road is slippery.
- Once you have accelerated, you should switch the ASR back on by pressing the  button.

 **Tips**

- The transmission temperature may increase considerably after using the Launch Control Program. If that happens, the program will be unavailable for a few minutes. It will be available again after a cooling period.
- When accelerating using the Launch Control program, all vehicle parts are subject to heavy loads. This can result in increased wear.