



Audi Connected Car.
Everything you need to know.



Welcome to Audi Connected Car

The future of connected driving is coming faster than you think. If you're an Audi owner, in many ways it's already here. Whether you need to connect to the internet, the emergency services or to your smartphone, this guide covers the smartest innovations now at your fingertips.

Audi Connect



Page 3

Audi Connect Infotainment Services

These services are the link between the internet and your Audi, giving you access to social media, entertainment, the latest news and traffic updates and more.

Available on most models.



Page 7

Audi Connect Safety and Service

In the event of an accident, you can contact roadside assistance, or the emergency services from your car, so you'll get the help you need, fast.

Available on certain models.



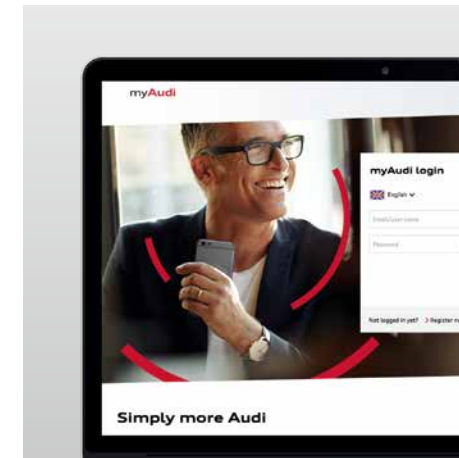
Page 11

Audi Connect e-tron Services

Take complete control of your Audi plug-in hybrid from your smartphone. See your car's level of battery charge, remaining electric range and even set it charging remotely.

Standard on e-tron models.

myAudi



Page 13

myAudi registration and Audi Connect services activation

Everything you need to know to sign up for the full benefits of Audi Connect.

Connected Technology



Page 21

Audi Smartphone Interface

Use your smartphone applications safely whilst driving. With Audi Smartphone Interface, you can access apps approved for in-car use from Apple and Android.

Standard on most models.



Audi Connect Infotainment Services

Stay connected to the internet, from the comfort of your Audi.

With Audi Connect Infotainment Services, whenever your Audi is on the road it's also online. A high-speed internet connection gives you access to high-resolution aerial and satellite images from Google Earth for exceptionally detailed navigation. It also connects you to the latest information, showing online traffic updates, weather, nearby fuel prices, city events, train times, flight information and more. So you can see more of what's happening around you and plan your journey accordingly.

It's made possible by an embedded SIM* with unlimited data across Europe, which enables you to use most Audi Connect features right away (for a few, you'll need to sign up for your myAudi account first). Available on most models across the range.

*On some models, an external data source is required. Please see your model brochure for more information.

The information you need, at a glance

When you're on a journey, Audi Connect Infotainment Services gives you instant access to key information. Whether you'd like to know about the traffic on the road, the weather ahead or the time of your flight, you'll get continual updates as you drive. These are just some of the features Audi Connect Infotainment Services has to offer. The full list of services available can be found on the next page.



Weather



Google Earth



Traffic online



Parking information



Fuel prices



Flight information

Infotainment



Weather information

Gives you the latest weather for today, as well as weekly forecasts and a weather map for your chosen destination.



Online news (individual)*

Text and images from a variety of news sources with text-to-speech function so you are kept up to date with what's happening in the news. Through your myAudi account, you can personalise the news feeds that you want to see, displayed under Online news, by entering the URL of your chosen RSS feed.

Communication



Twitter*

Enables you to tweet and receive updates on the move, with text-to-speech and other convenient text functions.



Wi-Fi hotspot data plans*

Purchase a data plan via myAudi to create a Wi-Fi hotspot within your vehicle, so that you can connect your mobile devices to the internet.

Mobility and navigation



Navigation with Google Earth™

Displays high-resolution aerial and satellite images to help guide you to your destination.



Parking information

Helps you find car parks nearby and, where available, information on prices and currently vacant spaces.



Points-of-interest (POI) search with voice control

Allows internet searches via Google for special destinations so that you can access POI information such as opening hours, visitor reviews and photos. Integrated voice recognition, which can be conveniently operated by pushing the button on the multi-function steering wheel, offers even more convenience. You can also access POI information straight from your smartphone with the Audi MMI app.



Destination entry via Google Maps™ and myAudi*

Using your smartphone or tablet and myAudi, you can conveniently plan your journey, via either Google Maps™ or your myAudi account, and send the destination details to your car's navigation system.



Travel information

With Travel information you can find out what's happening nearby and at your destination. The online search engine provides detailed information such as sights, restaurants, shops, etc. which can be loaded directly into your navigation destination. You can also access travel information from your smartphone with the Audi MMI app.



City events

The City events function provides information about current events and places of interest at your location or travel destination.



Flight information

Get live information about departure and arrival times and search directly for flight numbers.



Train information

Find departure and arrival times and platform information while you're on the road (also available for other types of public transport such as underground systems).



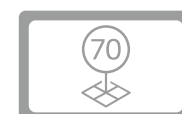
Fuel prices

Information on filling stations with the cheapest prices in your selected search area. You can sort by price or by distance for your convenience, and can load destinations directly into your navigation system.



Traffic information online

Receive the latest information about your route, such as traffic congestion and roadwork updates. The traffic information data is continuously updated and displayed in colour on the navigation map, and the dynamic route guidance will keep you updated.



Traffic sign information†

The service provides you with up-to-the-minute information on applicable speed limits and optimises your navigation data and route guidance accordingly. This service updates not only permanent but, most notably, even temporary traffic signs in real time. So you're always up to date.



Hazard alert†

Thanks to information on local danger spots, you can increase your safety and that of other drivers. In addition to traffic information online, the service for hazard alert uses 'swarm intelligence', combining data from other cars to provide targeted warnings of dangers on the road and visual impairment through fog.

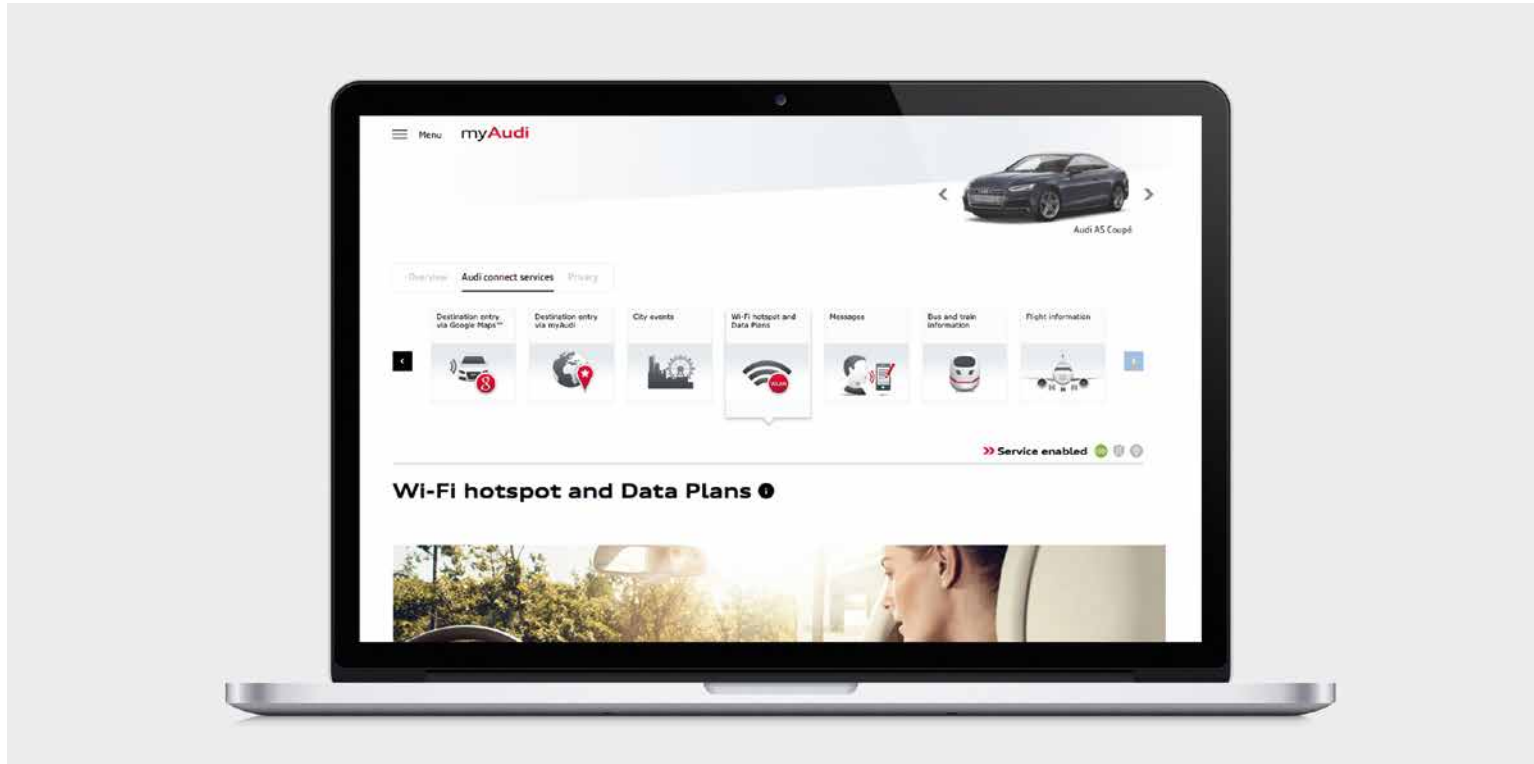
The content and scope of the Connect Services offered may vary from time to time. Features vary by model and Audi AG may add, change, replace or remove individual services or features at any time during your subscription for the Connect Services. Terms and conditions apply, please visit www.audi.co.uk/connect/terms for more information.

*In order to enjoy these services, customers must register, accept the terms and conditions and follow the activation steps instructed on myAudi.

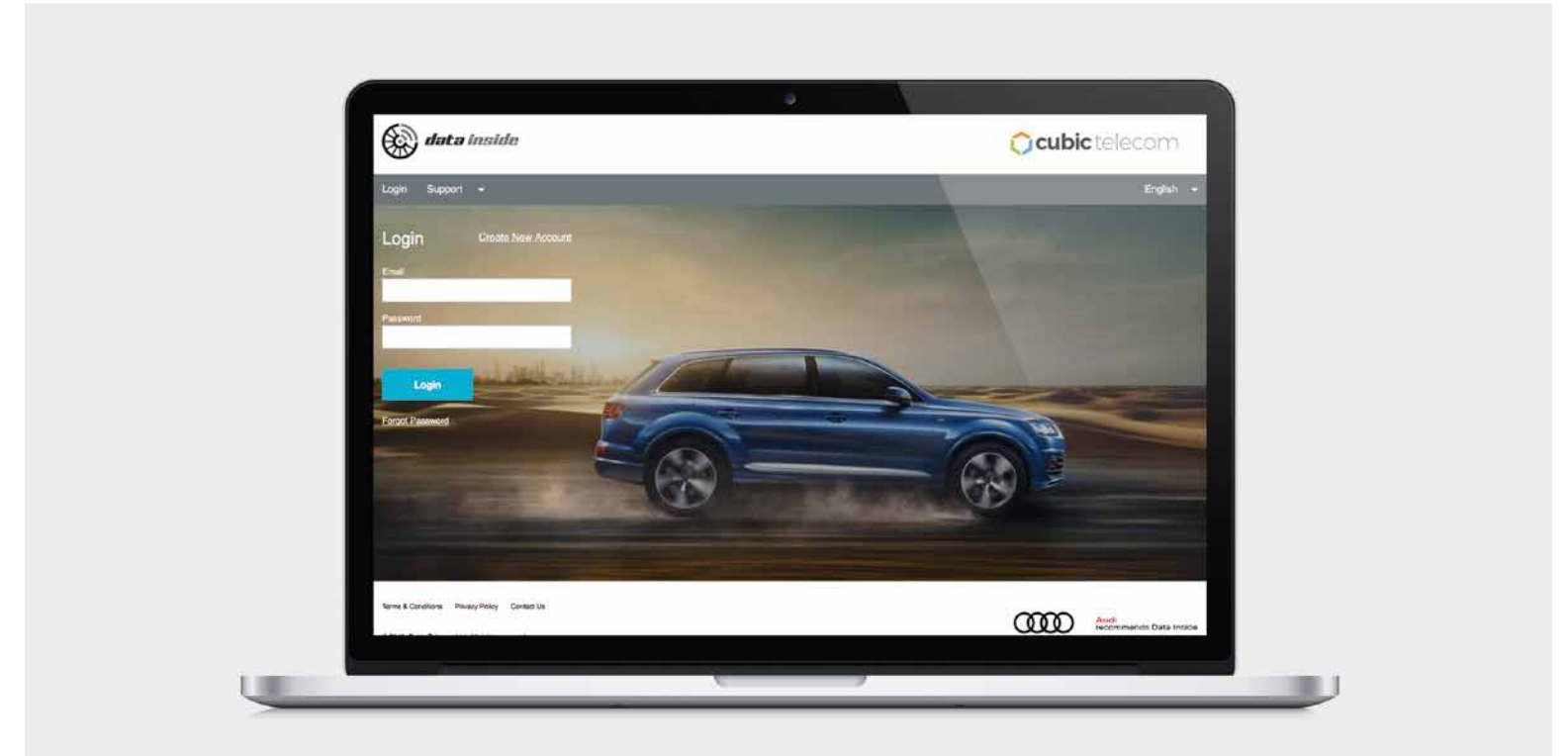
†This function can be switched off in the vehicle's MMI.

Wi-Fi Hotspot data plans

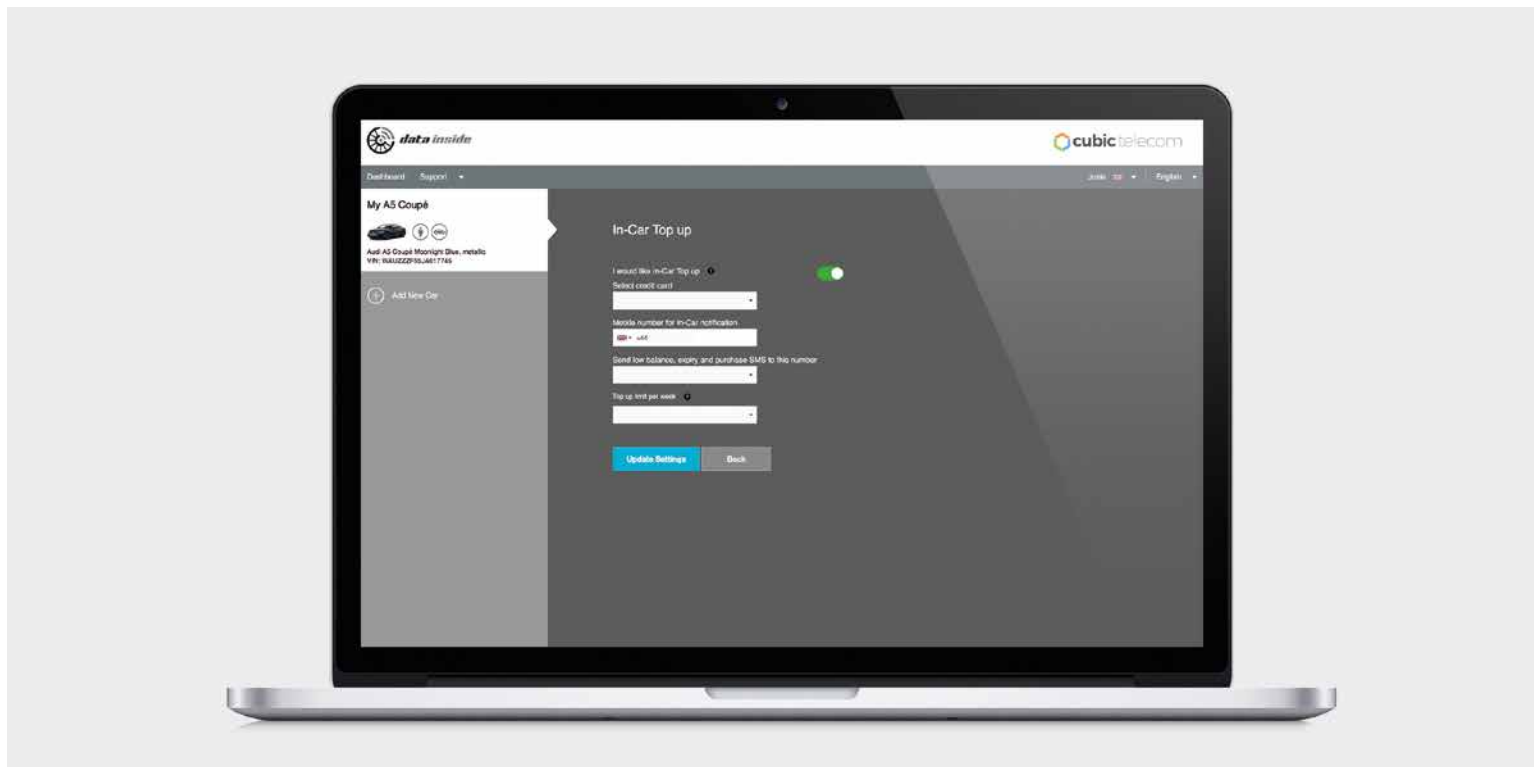
For vehicles with an embedded SIM, you can create a Wi-Fi hotspot by purchasing WiFi data packs from our data plan partner. You can do this, and set up automatic top-ups, via your myAudi account.



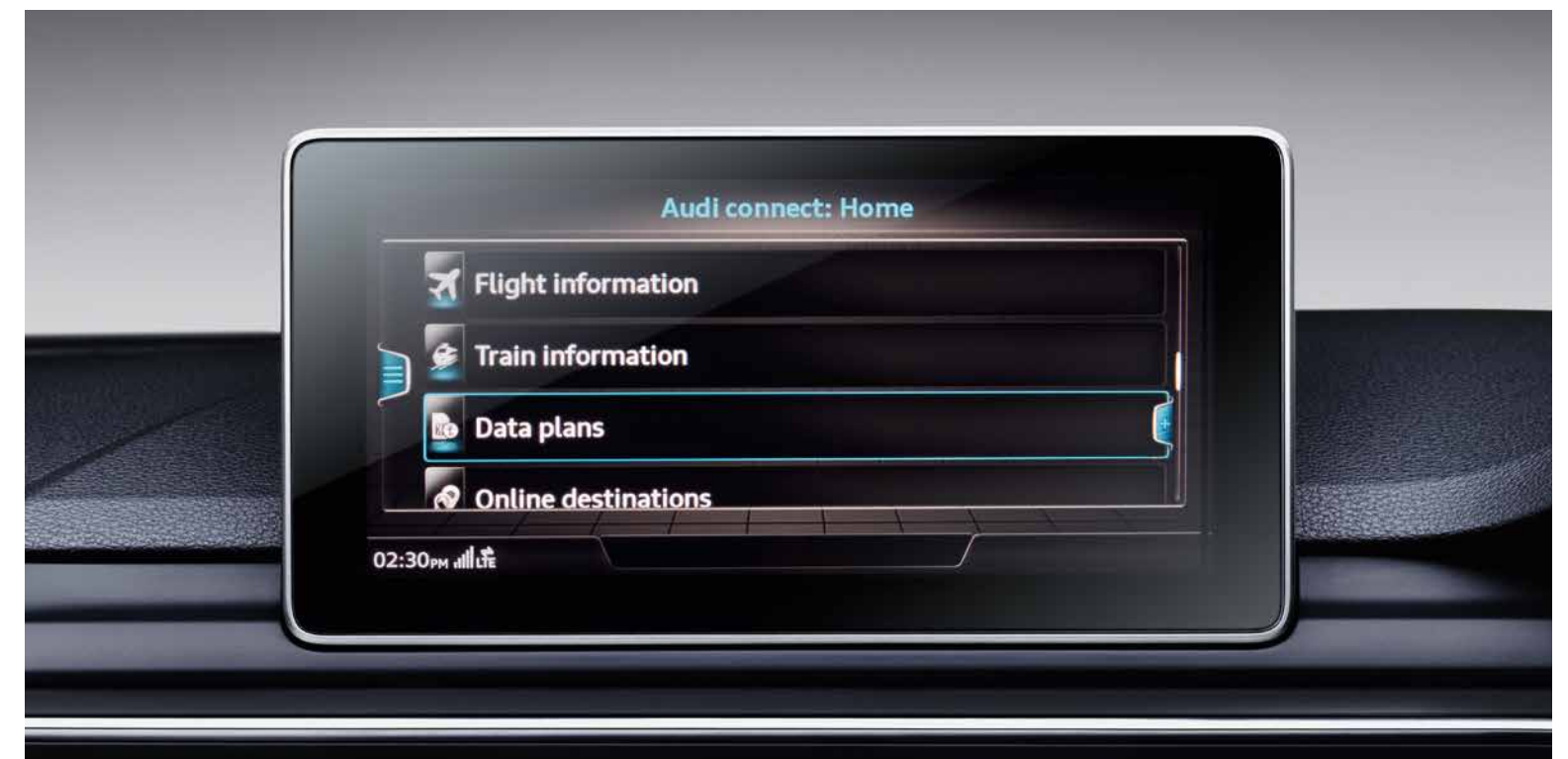
Step 1. Log into your myAudi account and select 'Data plans' under your Connect features. Use the link to access our 3rd party supplier – Data Inside Cubic Telecom.



Step 2. Register an account with Data Inside Cubic Telecom and select the plan you want.



Step 3. You can set up In-Car Top up, allowing you to save your card details and top up quickly and easily from your car. You can also select a top up limit per week, to help you keep on top of your usage.



Step 4. In your vehicle MMI, you will be able to view your purchased plan and remaining data under Audi Connect – Data plans; and you can top up when you are running low. For further information, please visit myAudi.

On certain models, you may need to buy a separate external data SIM with data allowance and place it in the car's SIM card reader to be able to use Infotainment Services and create a Wi-Fi hotspot.



Audi Connect Safety and Service

A little extra peace of mind behind the wheel.

If you ever find yourself in an emergency situation, it's good to know help is always at hand. In case of a breakdown or accident, Audi Connect Safety and Service gives you a quick and straightforward link to the emergency services or roadside assistance. And if you've downloaded the MMI Connect app, you can access myCarManager features such as car finder and remote lock and unlock.*

*Available on certain models. Please see your model brochure for more information.



Emergency call

In the event of the car detecting a major accident – for example, where airbags are deployed or seat-belt tensioners are activated – an automatic call will be placed to an Audi-partnered emergency contact centre to share information like GPS coordinates and the number of airbags deployed. So the emergency services will have as much information as possible, as soon as possible. And wherever you are, the operator will stay on the line and speak to you in your native language until the emergency services arrive.


Audi Incident Assistance

If smaller bumps or accidents happen, your Audi will make sure you have fast access to everything you need. The car's MMI will notify and prompt some actions, such as to call the emergency services or roadside assistance, so you can get the fastest response.



Online roadside assistance

In the event of a breakdown, you simply need to push the online roadside assistance button to call for help. Our roadside assistance call centre will be able to quickly establish your location and give advice or send a recovery team to resolve the issue. (If you have a preference for your recovery provider, we'll do our best to accommodate this; otherwise, we'll use our preferred partner.) Where warning lights are illuminated on the dashboard, this information will be transmitted to the contact centre to help them understand the situation. Rest assured that, when you're travelling abroad, you'll have access to a team that speaks your language.



Audi Service Request

With Audi Service Request, you can choose your preferred Audi Partner on myAudi, and next time your car needs a service, this information will be automatically transmitted to them. All you need to do is wait for them to call you to arrange an appointment.

Before the service light comes on in your car to show a service is due, all the relevant service-related information about your Audi will be sent to your preferred Audi Partner. This means they'll know the service required, as well as the parts and fluids needed, before they call you to book an appointment. Once a date's arranged, you can view the appointment details on your myAudi account.

A few steps to make the most of Audi Service Request:

1. Log into your myAudi account (see page 14 for instructions)
2. Verify yourself as the key user (follow the steps on page 16)
3. You can then select your preferred Service Partner under the Audi Service Request feature on myAudi and follow the instructions given

Take remote control of your Audi with myCarManager

In conjunction with the MMI Connect app, myCarManager* gives you remote control of your Audi.



Vehicle status report

How many miles of fuel have I got left? What's my current mileage? Is the car locked? Have I turned the lights off? With our Audi Connect MMI app on your smartphone or tablet, you'll have the answer instantly.



Remote lock and unlock

If you forgot to lock your car, or you need to give someone urgent access, don't worry: even if you're some distance away, you can lock and unlock your Audi via your smartphone or tablet.



Theft alarm notification

Once set up, if the car detects a vehicle theft through the anti-alarm system (such as someone breaking the windows), an alert will be sent through the MMI Connect app.

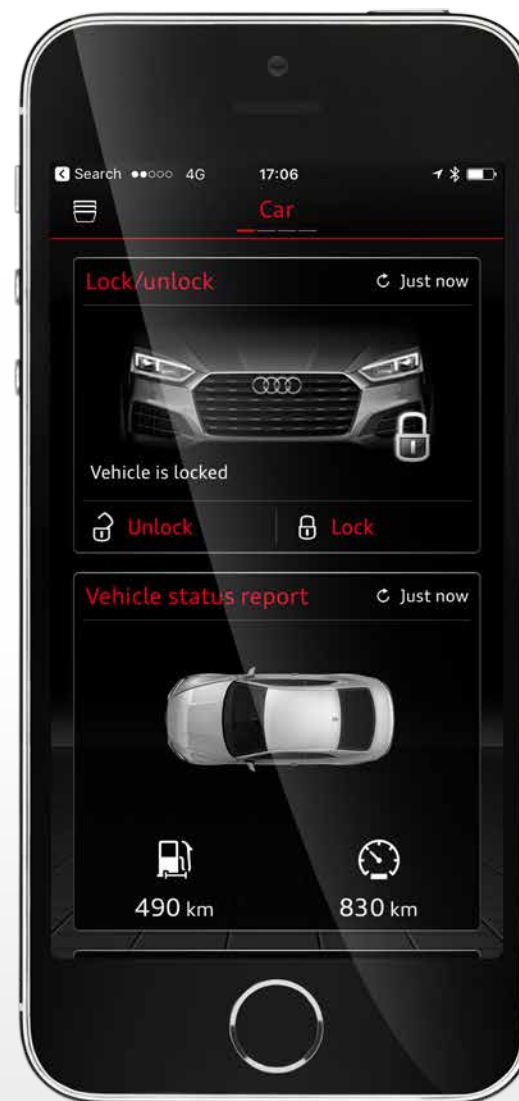


Car finder

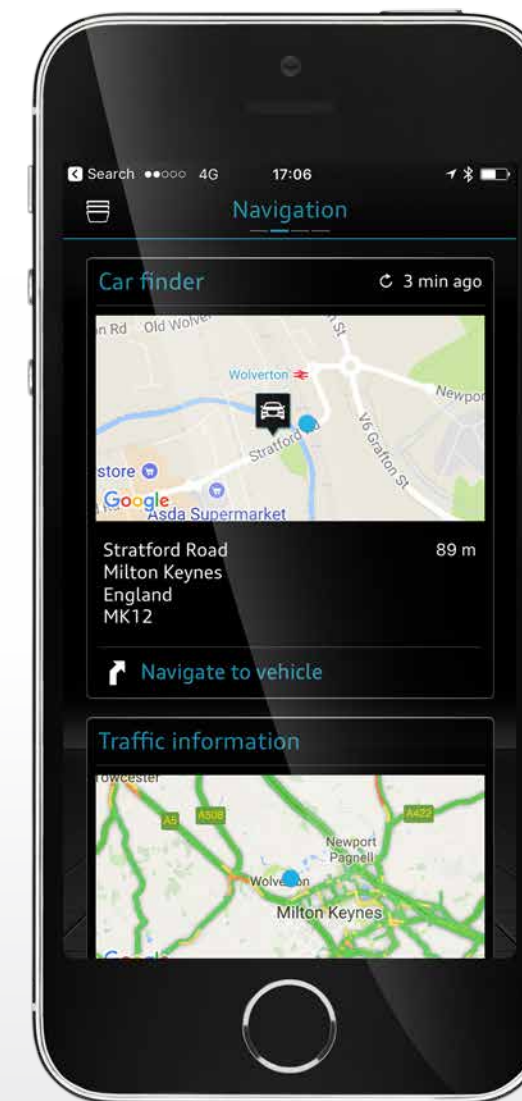
A common frustration is forgetting where you parked your car. With myCarManager you can check where you last switched the ignition off on a map to help locate your car.



Vehicle status



Remote lock/unlock



Car finder

*These services require an activated myAudi account. For detailed instructions, please refer to the myAudi registration section on page 13.



Audi Connect e-tron Services

With Audi Connect e-tron Services, we haven't just redefined the way your Audi plug-in hybrid works – we've adapted the way you can control it, using the Audi MMI Connect app.

Just create a myAudi account, follow the e-tron services instructions on page 16 and download the MMI Connect app. Wherever you are, you'll be able to see your car's location, level of battery charge and electric range remaining. Perhaps most useful of all, you can start your car charging remotely (or set a timer) with just the touch of a button. And you can even switch on the climate control a few minutes before you start your journey, ensuring the cabin is at your ideal temperature when you get behind the wheel.



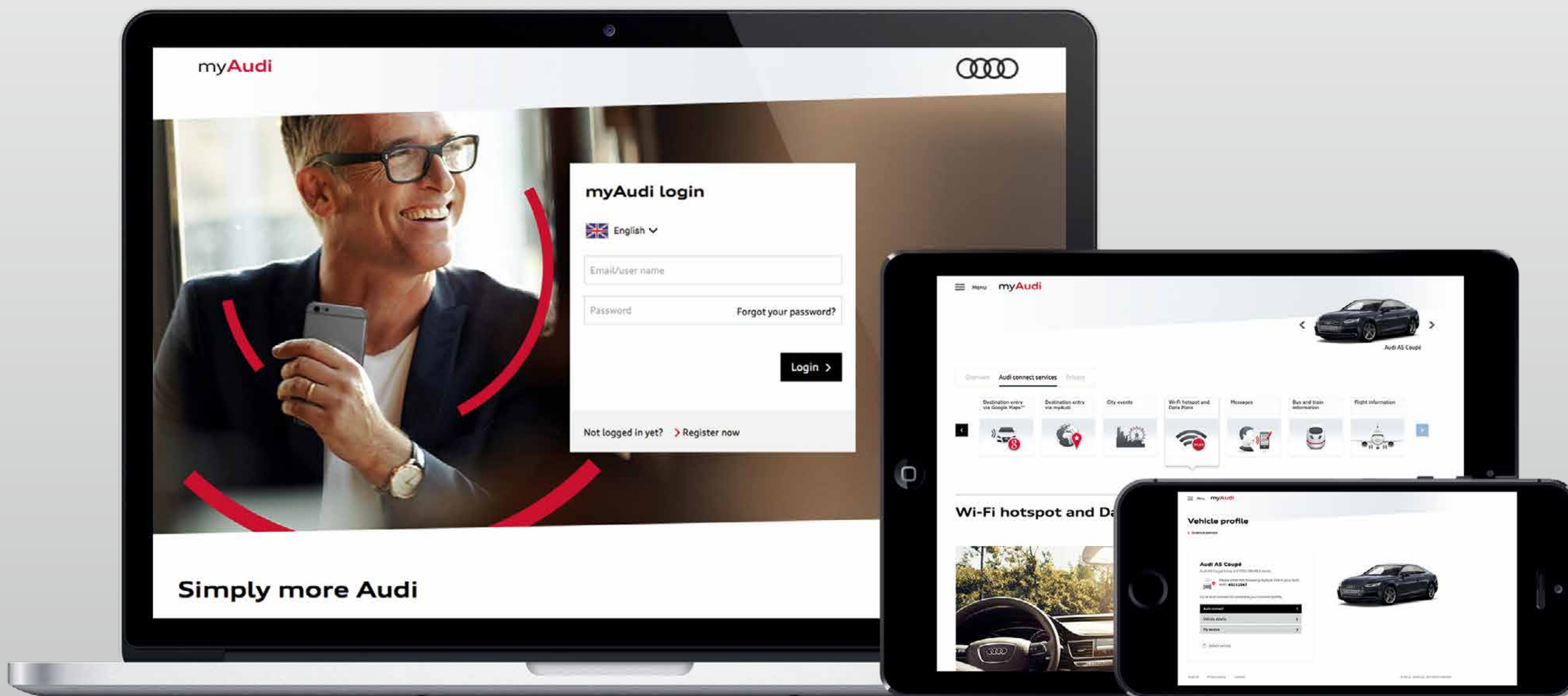
Battery level and electric range



Remote charging



Remote climate control



myAudi registration and Audi Connect Services activation

All the updates you need, all in one place.

This is the online hub where you can see, control and activate some of your Audi Connect features. It enables you to see details of your Audi, select your preferred Audi Centre, download the latest map updates directly to your car, access Audi Connect Services and more.* To start using it, just register on the myAudi portal. All the instructions you need can be found on the following pages.

*Features vary by model. For more information, please refer to your individual model brochure and pricelist.

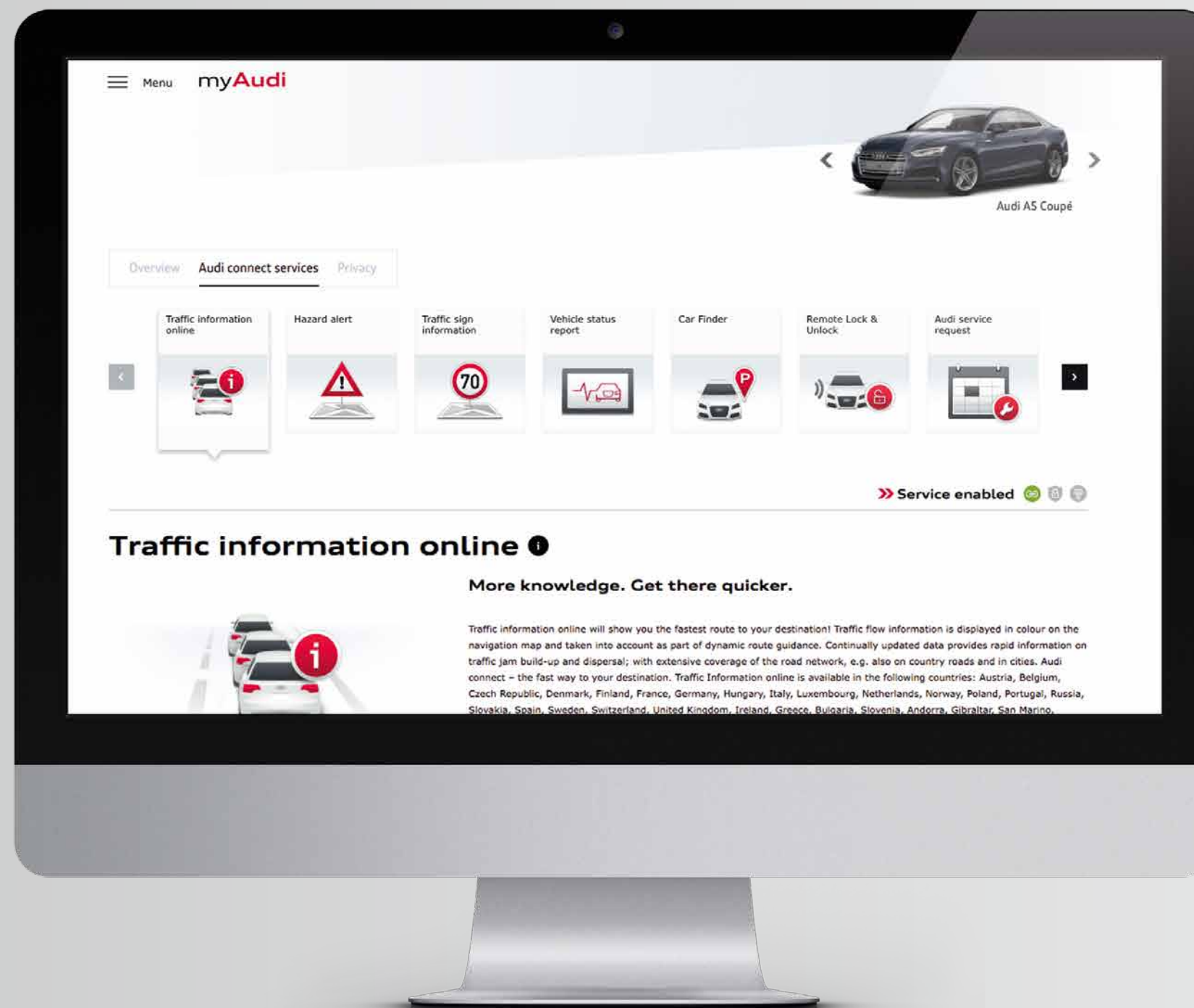
myAudi registration

Register on myAudi to unlock access to all your features and manage your Connect services.

Step 1. Register on myAudi (<https://login.audi.com>)

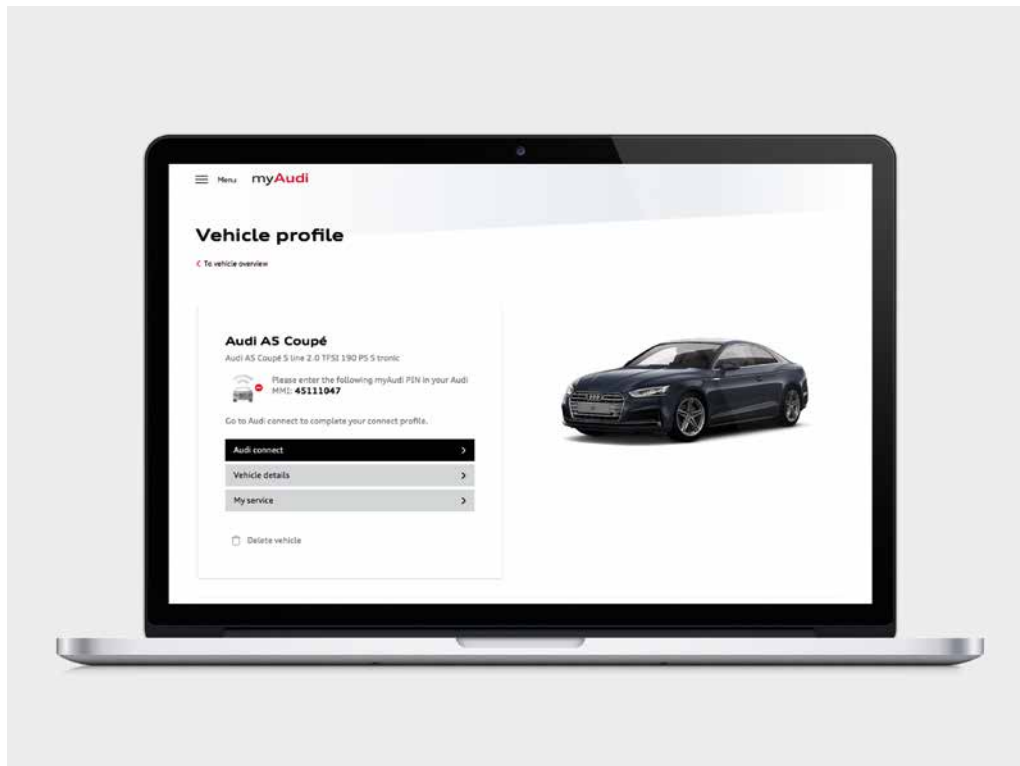
Step 2. Add your vehicle to your account – you will need to have your vehicle chassis number (VIN) to hand

Step 3. View your Audi Connect features – under the Audi Connect tab on myAudi you will find all Audi Connect features relevant to your Audi (you can see a summary on page 19)

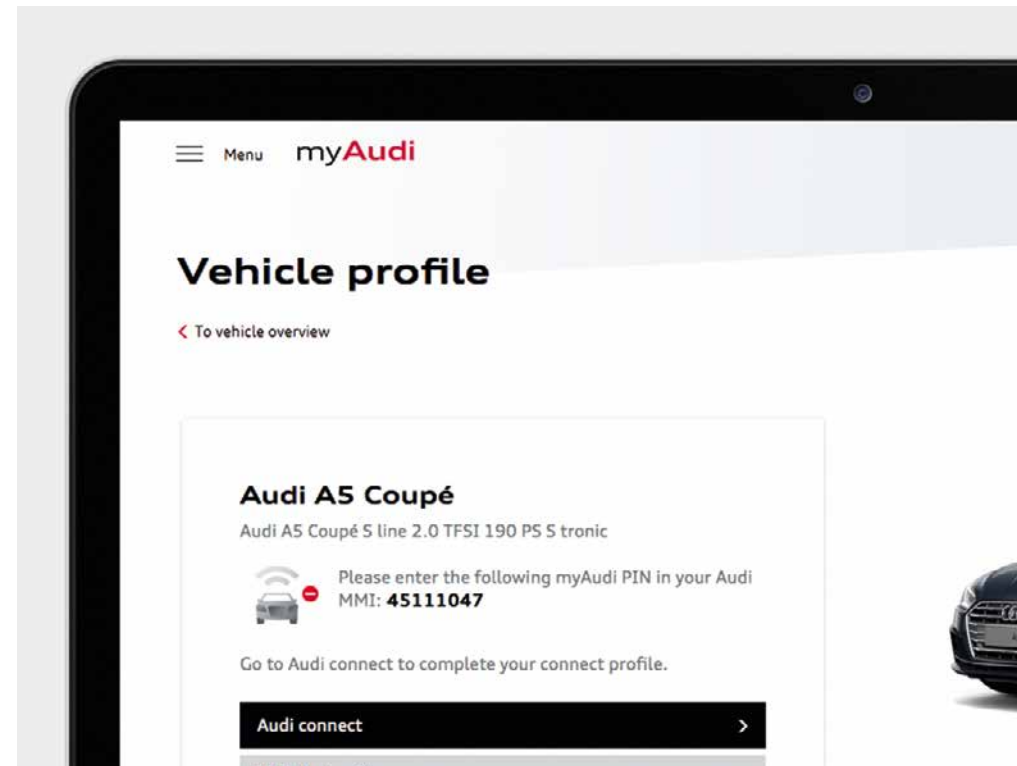


Audi Connect PIN activation

To make the most of your Audi Connect Services, you will need to add your Connect PIN to your vehicle MMI.



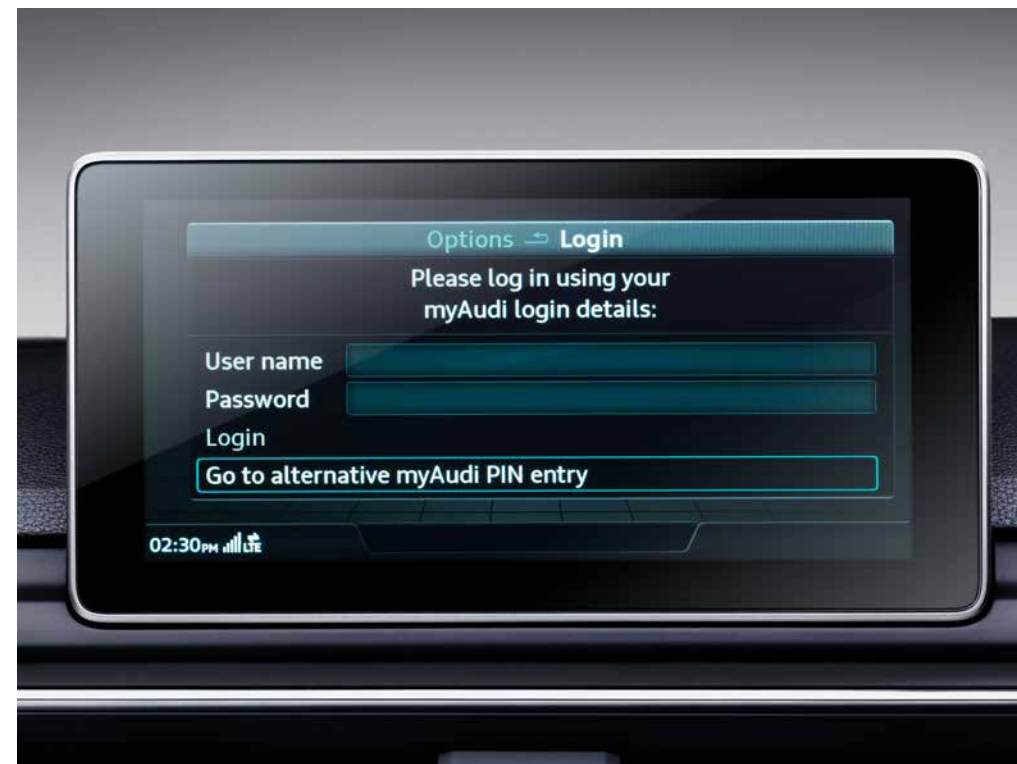
Step 1. Locate your 8-digit Audi Connect PIN – this will be provided under your vehicle profile when you add your vehicle to your myAudi account (you can also find it in the MMI Connect app under Settings).



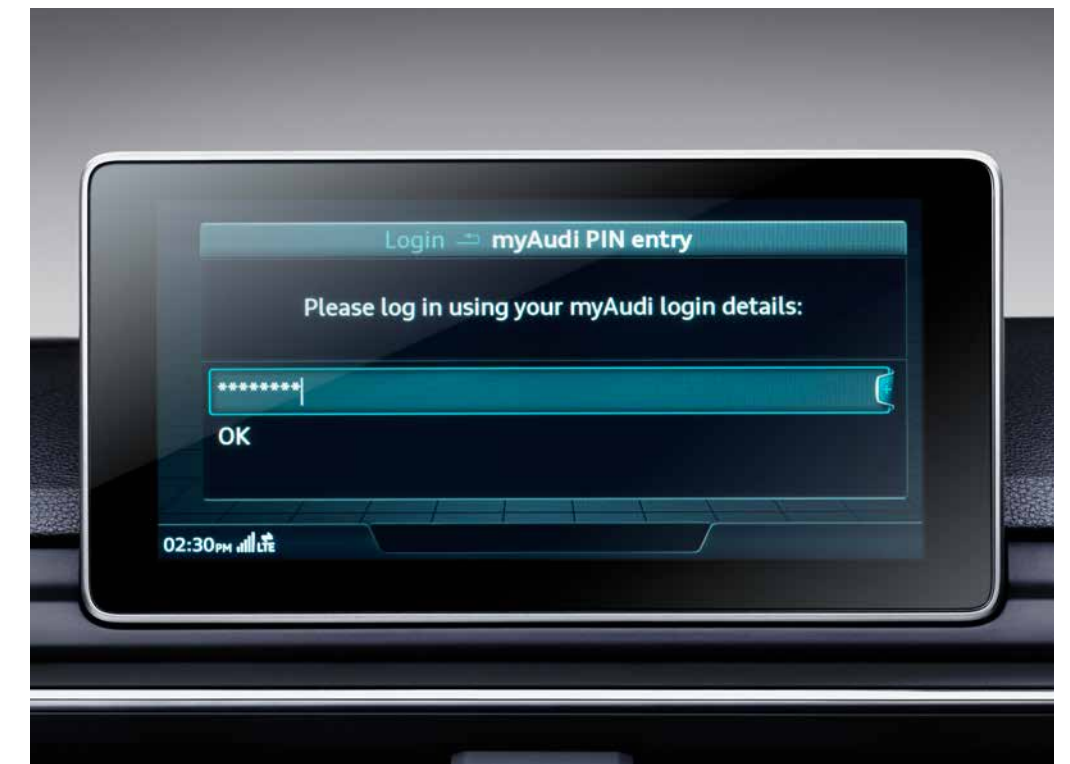
Step 2. Add it to your vehicle MMI – on your MMI go to > Menu > Audi Connect.



Step 3. Access the Options menu by selecting the right bracket and select Login.



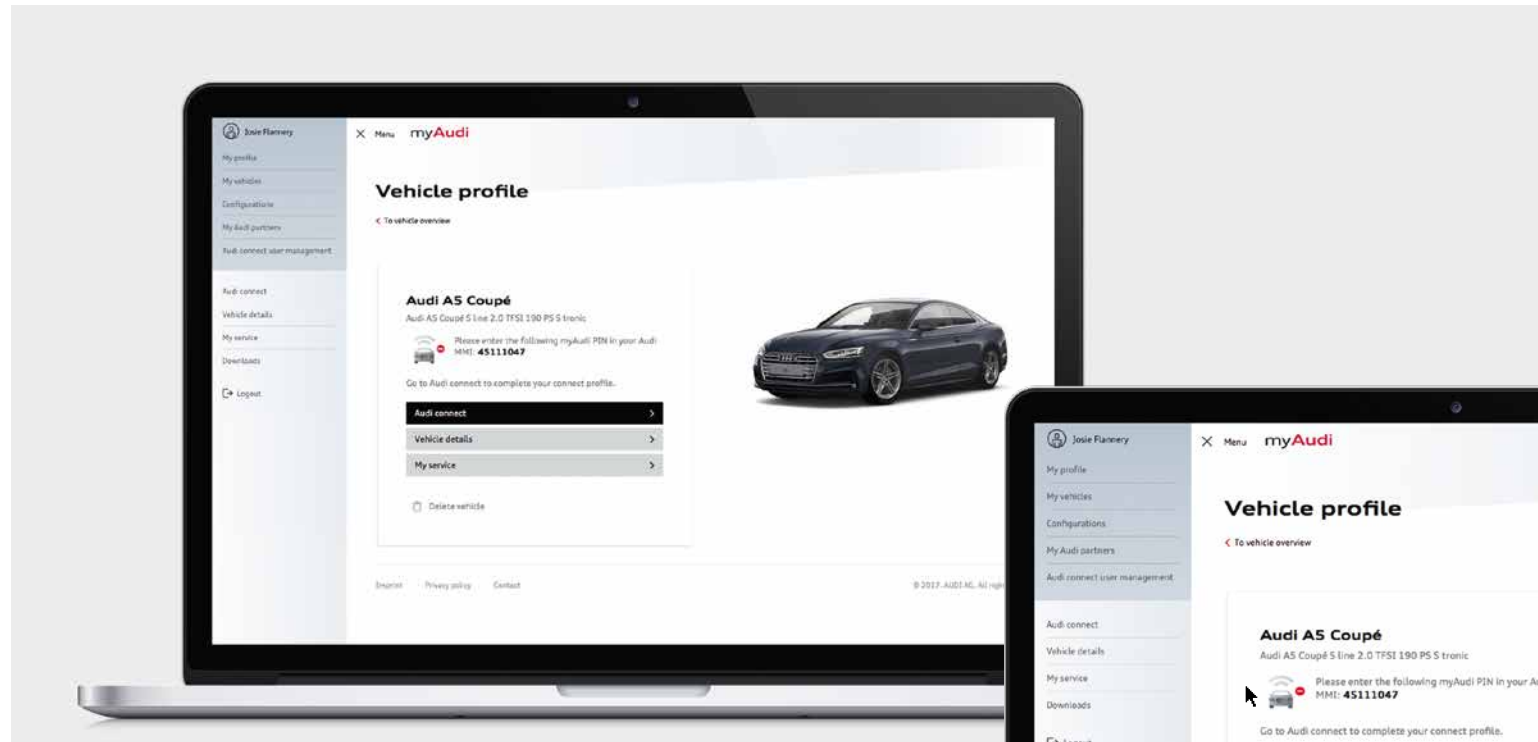
Step 4. Go to alternative myAudi PIN entry and enter your myAudi PIN. You will be informed once the activation is completed. You will also see that the vehicle is connected when you next log into myAudi.



Vehicles with Audi Connect Safety and Service and e-tron Services

For security purposes and in order for you to make the most of your Audi Connect Safety and Service and/or e-tron services, you will need to verify your account on myAudi and set yourself up as the primary user in your vehicle.

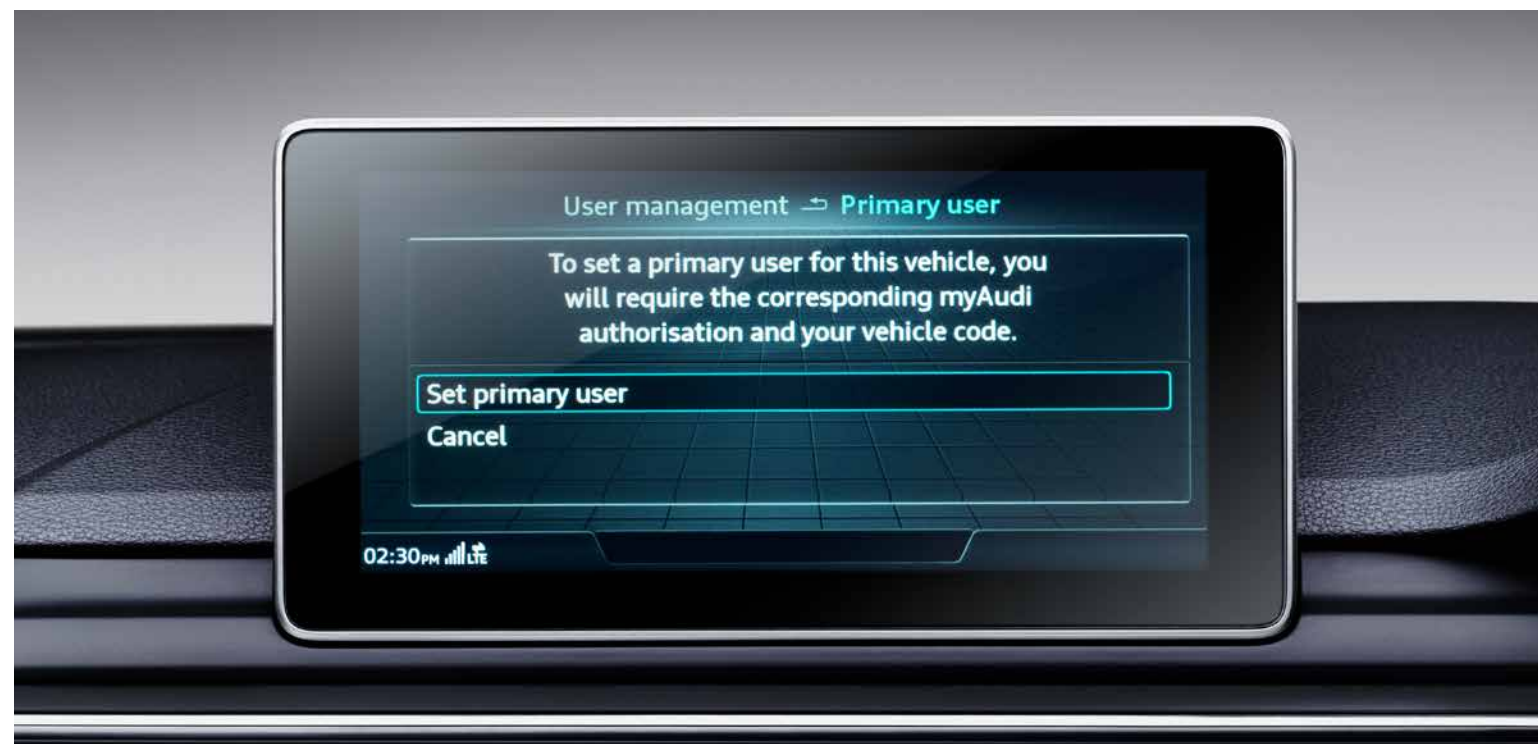
myAudi registration and Audi Connect Services activation



Step 1. Make sure you have registered on myAudi and activated your Connect PIN (page 15). Verify yourself as a primary user on myAudi by following the steps under Audi Connect User Management (you will be required to set up a 4-digit security PIN, which will be required for some of the myCarManager services).



Step 2. Scratch the 10-digit code on your vehicle key tag. Remember to keep this vehicle key tag in a safe place, you will need to keep it for future reference, and give it to the next owner of the car.



Step 3. Navigate to the Audi Connect User Management screen (you can find this by going to Menu > Audi Connect > Audi Connect User Management > Primary User > Set primary user in your car).

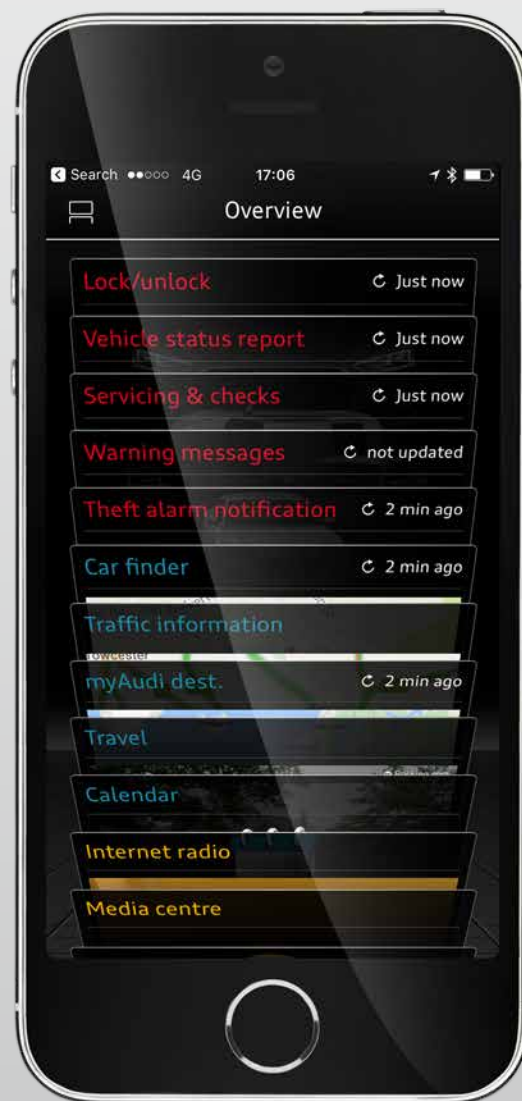


Step 4. Enter the 10-digit code from your vehicle key tag in your vehicle MMI.

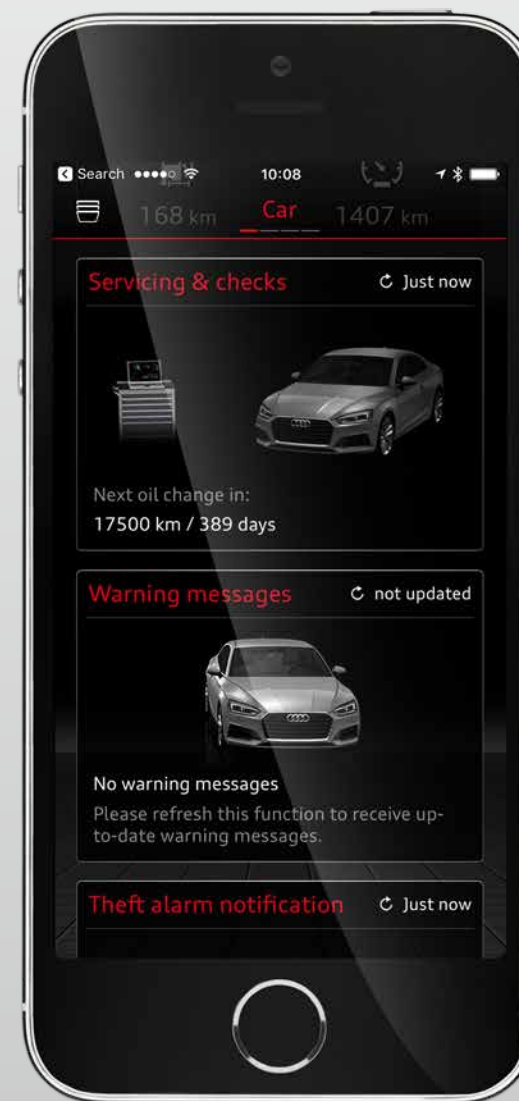
For the A3 Sportback e-tron, you will be required to provide your current vehicle mileage and, instead of verifying your account and entering the 10-digit code, you will be required to complete the e-tron user agreement on myAudi. This will be triggered automatically when you add your vehicle to your myAudi account.

Download the Audi MMI app

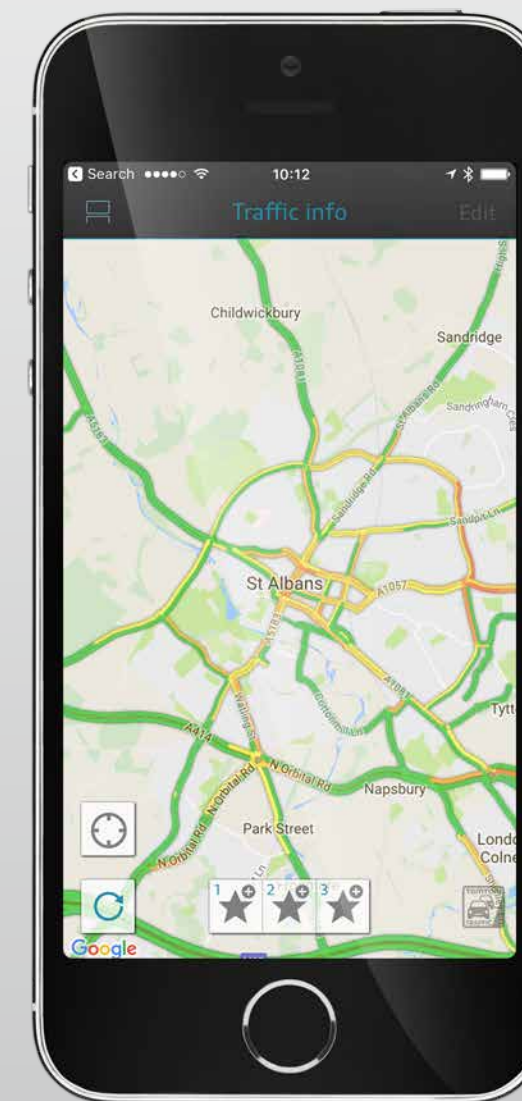
The Audi MMI Connect app is a simple, intuitive way to control the functions of Audi Connect from your smartphone. You can find it on the Apple App Store and Google Play for Android phones. You can log in with your myAudi username and password, and once you have added your vehicle to your myAudi account, it will appear within the app. If your car comes with myCarManager or e-tron services, you will also be able to see these additional features and control the functions via this app.



Vehicle hub



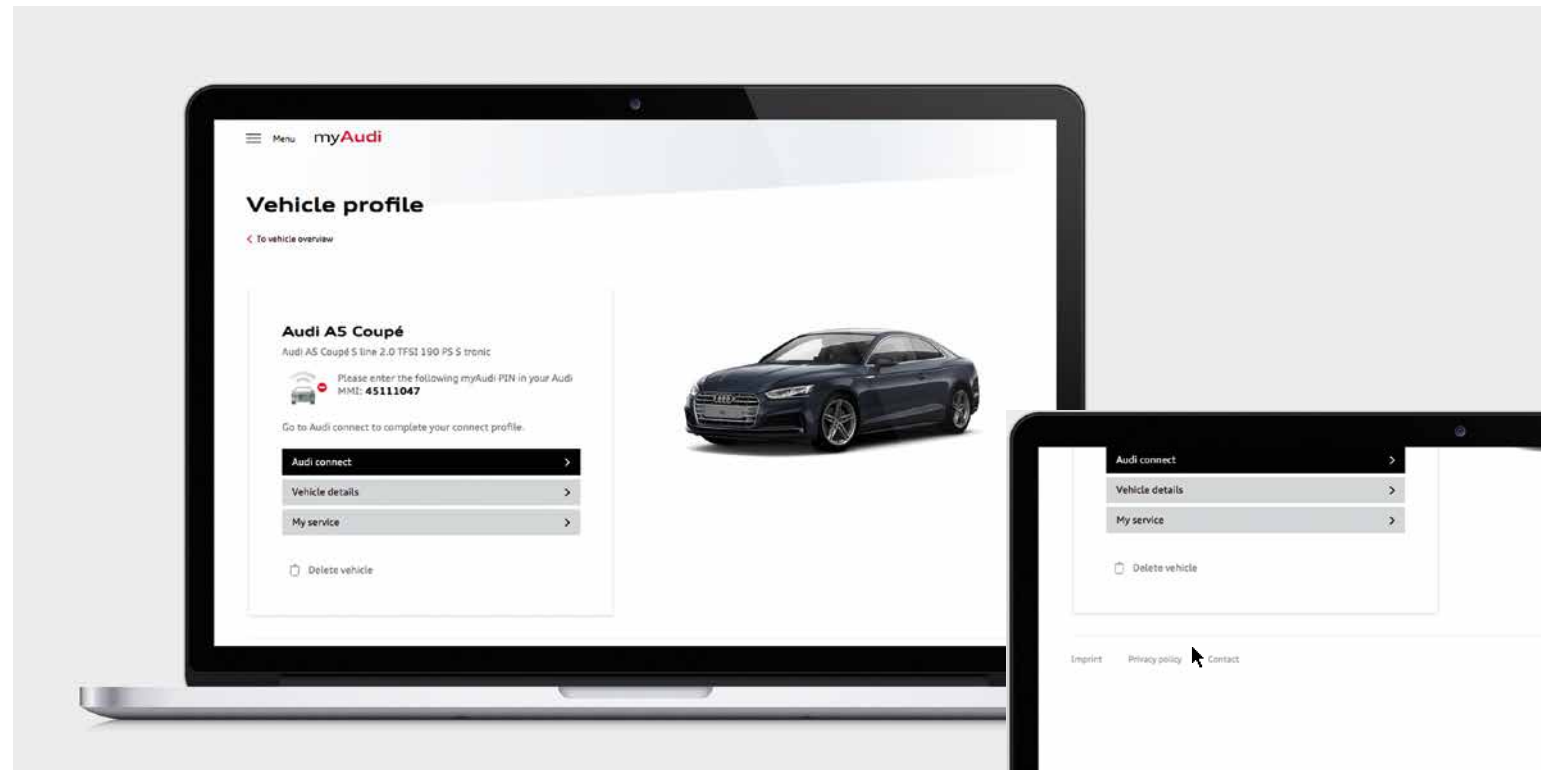
Car service info



Live traffic info

When you come to sell your Audi

Before you hand over your car to its next owner, it is important to complete the following steps.



Step 1 (Online). Remember to delete the vehicle from your myAudi account. In your myAudi account, log into your account. Under My vehicles, click the vehicle you would like to delete. This will take you to the Vehicle profile where you can click Delete vehicle.

myAudi registration and Audi Connect Services activation



Step 2 (In the car). You will need to remove your personal data and preferences (e.g. phone contacts) by resetting the MMI to factory settings (on your vehicle MMI, go to Settings > Factory settings > tick all entries > Restore factory settings > confirm delete).



Step 3 (In the car). For Audi Connect Safety and Service customers, you will also need to remove yourself as the Audi Connect Primary User, along with any other users (on the vehicle MMI go to Audi Connect > Audi Connect User Management > Primary User > Reset Primary User).



Step 4 (At vehicle handover) For Audi Connect Safety and Service customers, please ensure you hand over the vehicle key tag with 10-digit PIN to the new owner.

Audi Connect by model

For more information on your model, please download the relevant brochure.

Feature	A1	A3	A4	A5	A6	A7	Q2	Q3	Q5	Q7	TT	R8
Embedded SIM	-	●	●	●	-	-	●	-	●	●	-	-
External SIM Required	●	-	-	-	●	●	-	●	-	-	●	●
Infotainment Services:												
3 month trial	-	S	Standard on Sport trims and above	Standard on Sport trims and above	-	-	Standard on Sport trims and above	-	Standard on Sport trims and above	-	-	-
36 month subscription	-	Standard on RS models	Standard on 'S' models	Standard on 'S'/RS models	-	-	-	-	Standard on 'S' models	S	Standard on RS models	S
36 month subscription as an option	●	●	●	●	●	●	●	●	●	-	●	-
Safety and Service	-	-	S	S	-	-	-	-	S	S	-	-
e-tron Services	-	S	-	-	-	-	-	-	-	S	-	-

- = Not available ● = Available S = Standard

Audi Connect Infotainment features by model

Here you can find exactly what features come with your Audi model.
For the most up-to-date information, always check the latest model brochure.

Feature	MY18	A1	A3	A4	A5	A6	A7	Q2	Q3	Q5	Q7	TT	R8
Traffic Information Online		●	●	●	●	●	●	●	●	●	●	●	●
Navigation with Google Earth™		●	●	●	●	●	●	●	●	●	●	●	●
Points-of-Interest (POI) Search		●	●	●	●	●	●	●	●	●	●	●	●
Travel Information		●	●	●	●	●	●	●	●	●	●	●	●
Fuel Prices		●	●	●	●	●	●	●	●	●	●	●	●
Online News		●	●	●	●	●	●	●	●	●	●	●	●
Parking Information		●	●	●	●	●	●	●	●	●	●	-	-
Traffic Sign Information		-	-	●	●	-	-	-	-	●	●	-	-
Hazard Alert		-	-	●	●	-	-	-	-	●	●	-	-
Train Information		-	●	●	●	●	●	●	-	●	●	●	●
Flight Information		-	●	●	●	●	●	●	-	●	●	●	●
City Events		●	●	●	●	●	●	●	●	●	●	●	●
Online News Individual		-	●	●	●	●	●	●	-	●	●	●	●
Twitter		-	●	●	●	●	●	●	-	●	●	●	●
Destination Entry via Google Maps™		●	●	●	●	●	●	●	●	●	●	●	●
Destination Entry via myAudi		-	●	●	●	●	●	●	-	●	●	●	●
Wi-Fi Hotspot data plans		-	●	●	●	-	-	●	-	●	-	-	-

Please check the model brochures and www.audi.co.uk/connectterms for full terms and conditions for all Audi Connect features.

 myAudi activation required


*The content and scope of the Connect Services offered may vary from time to time. Features vary by model and Audi AG may add, change, replace or remove individual services or features at any time during your subscription for the Connect Services. Terms and conditions apply. Please see the model brochure and www.audi.co.uk/connectterms for more information.



Audi Smartphone Interface

Imagine being able to use your smartphone applications safely while driving. The Audi Smartphone Interface, standard on most models in the Audi range, lets you do just that.

Using Android Auto and Apple CarPlay, the Audi Smartphone Interface connects your Audi with your smartphone, giving you access to special in-car versions of your apps. It means you can stream your favourite music, make calls, access your navigation and more – all while you're behind the wheel. So now the technology in your smartphone is part of your Audi, too. For full details, please refer to the individual model brochure and pricelist.



Audi Smartphone Interface puts key features of your phone at your fingertips.



Messages: Send, receive and browse messages safely and easily.



Maps: Use the maps and satellite navigation features of your smartphone.



Calling and voicemail: Use voice commands or in-car controls to call your contacts or listen to your voicemails as you drive.



Music library: Browse your phone's entire music library.