



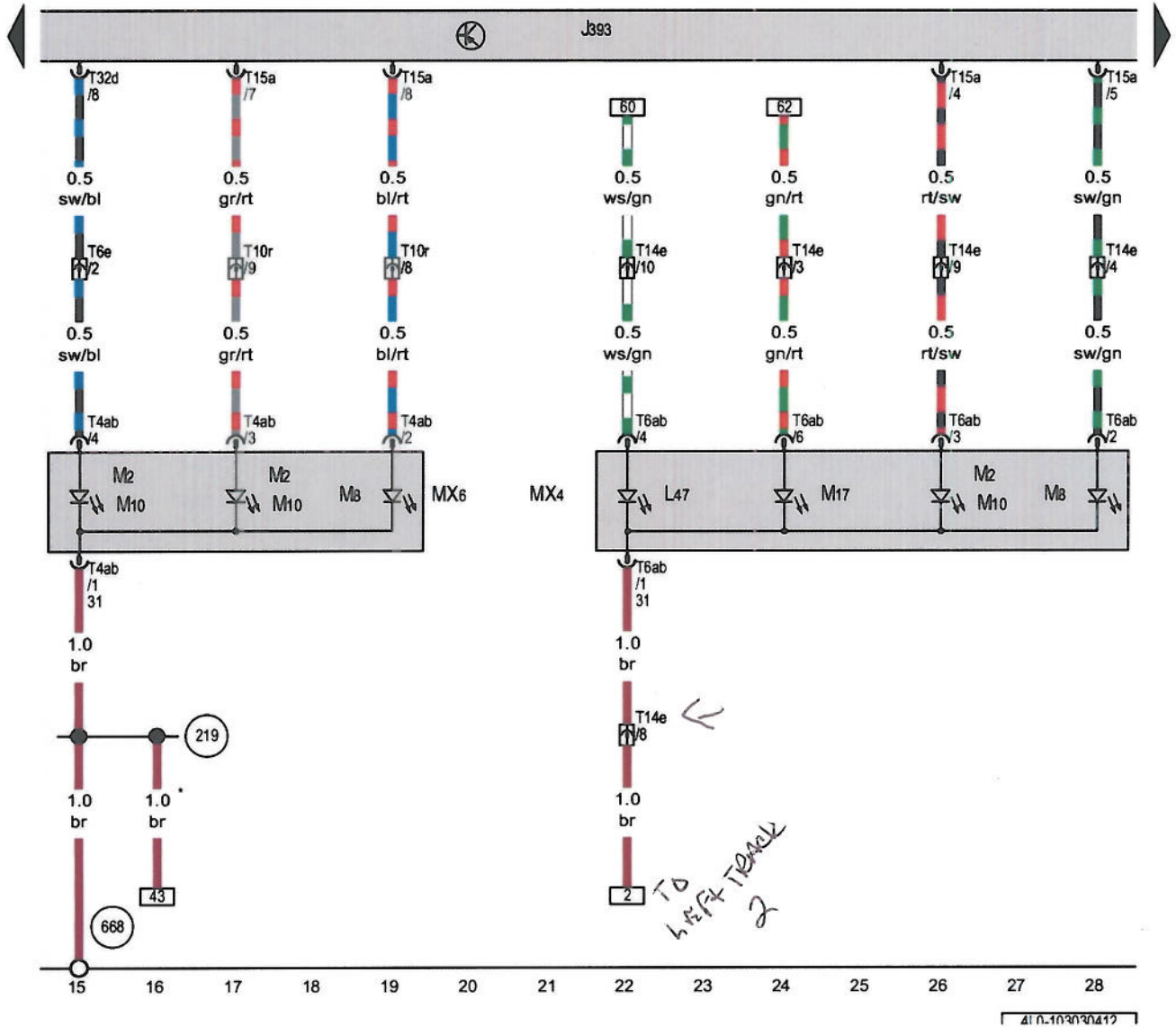
hert

ws = white  
sw = black  
ro = red  
br = brown  
gn = green  
bl = blue  
gr = grey  
li = lilac  
ge = yellow  
or = orange  
rs = pink

- J393 - Comfort system central control module [See: Locations\Overview Of Control Modules](#)
- L46 - Left rear fog lamp bulb
- MX3 - Left tail lamp
- M4 - Left tail lamp bulb
- MX5 - Left tail lamp 2
- M6 - Left rear [turn signal bulb](#)
- M9 - Left [brake lamp](#) bulb
- M16 - Left back-up lamp bulb
- T4aa - 4-pin connector
- T6aa - 6-pin connector
- T6e - 6-pin connector, Coupling point for rear lid
- T10s - 10-pin connector, Coupling point for rear lid [See: Power and Ground Distribution\Locations\Overview Of Connector Stations](#)
- T14e - 14-pin connector, behind the right rear bumper
- T15a - 15-pin connector
- T32d - 32-pin connector
- (51) - Ground connection in luggage compartment, right [See: Power and Ground Distribution\Grounding Point\Locations](#)
- (218) - Ground connection 1 (in rear lid wiring harness)
- (390) - Ground connection 25 (in main wiring harness)
- (668) - Ground connection 2 on left D-pillar [See: Power and Ground Distribution\Grounding Point\Locations](#)
- \* - USA only

[ Base Window ] [ Pin Window ]

Right REAR

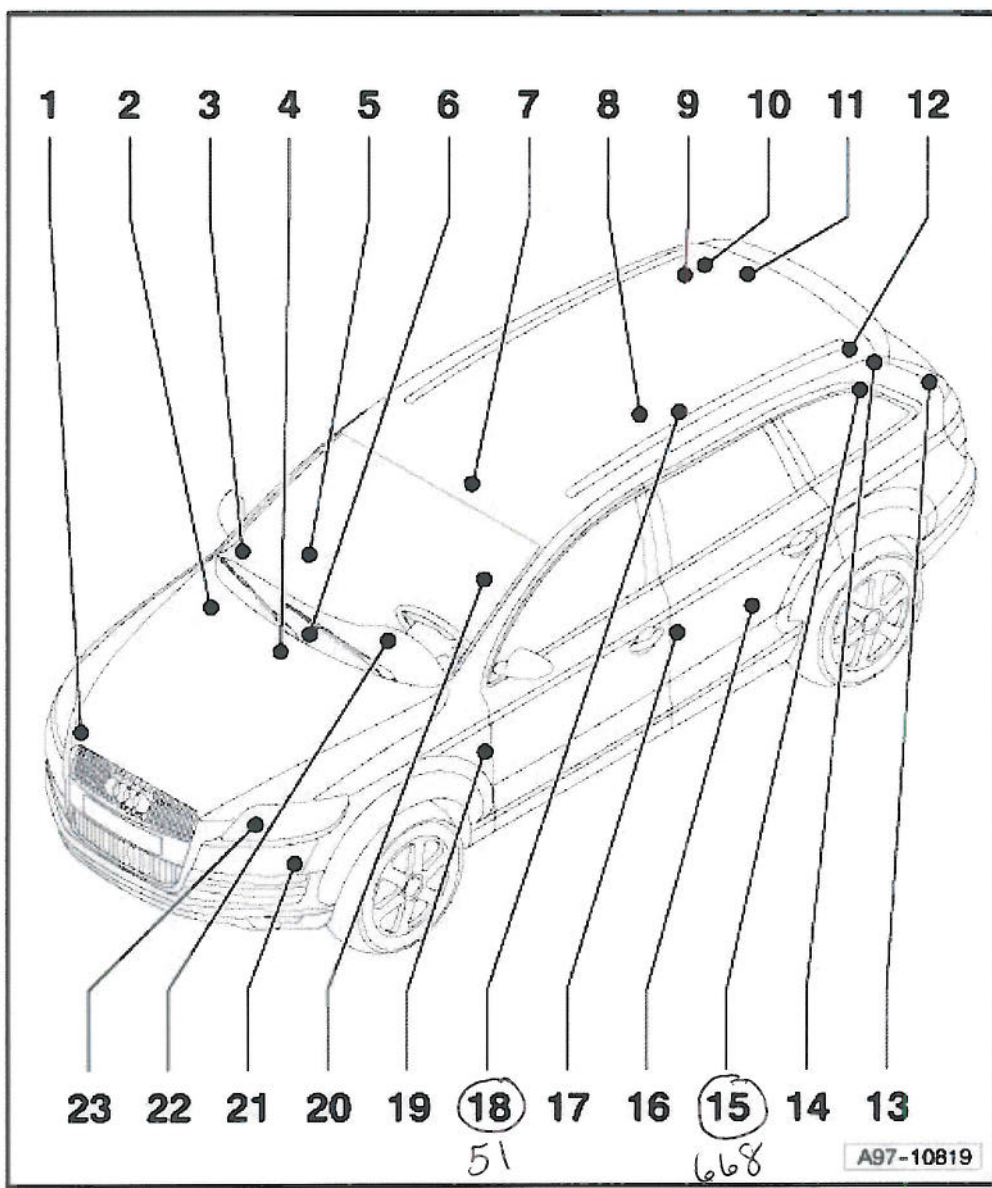


Right

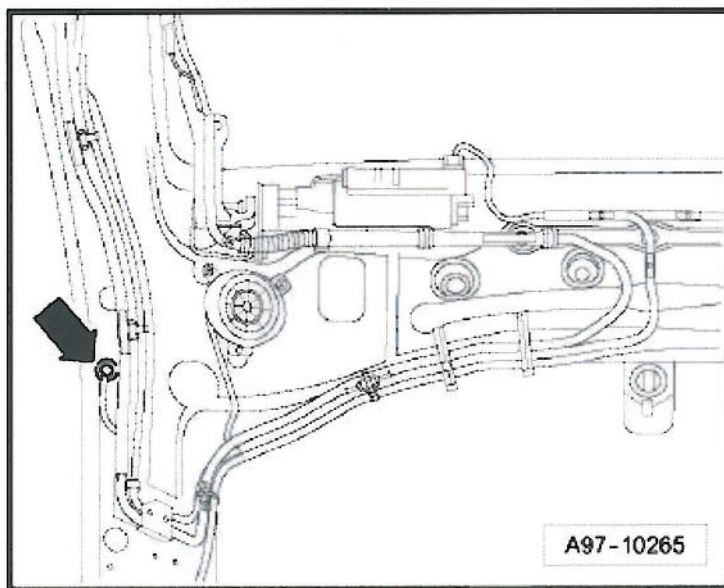
ws = white  
sw = black  
ro = red  
br = brown  
gn = green  
bl = blue  
gr = grey  
li = lilac  
ge = yellow  
or = orange  
rs = pink

- J393 - Comfort system central control module [See: Locations\Overview Of Control Modules](#)
- L47 - Right rear fog lamp bulb
- M2 - Right tail lamp bulb
- MX4 - Right tail lamp
- MX6 - Right tail lamp 2
- M8 - Right rear [turn signal bulb](#)
- M10 - Right [brake lamp](#) bulb
- M17 - Right back-up lamp bulb
- T4ab - 4-pin connector
- T6ab - 6-pin connector
- T6e - 6-pin connector, Coupling point for rear lid
- T10r - 10-pin connector, Coupling point for rear lid [See: Power and Ground Distribution\Locations\Overview Of Connector Stations](#)
- T14e - 14-pin connector, behind the right rear bumper
- T15a - 15-pin connector
- T32d - 32-pin connector
- (219) - Ground connection 2 (in rear lid wiring harness)
- (668) - Ground connection 2 on left D-pillar [See: Power and Ground Distribution\Grounding Point\Locations](#)
- \* - USA only

[ Cross Window ] [ Fire Window ]



[ [REDACTED] ] [ [REDACTED] ]

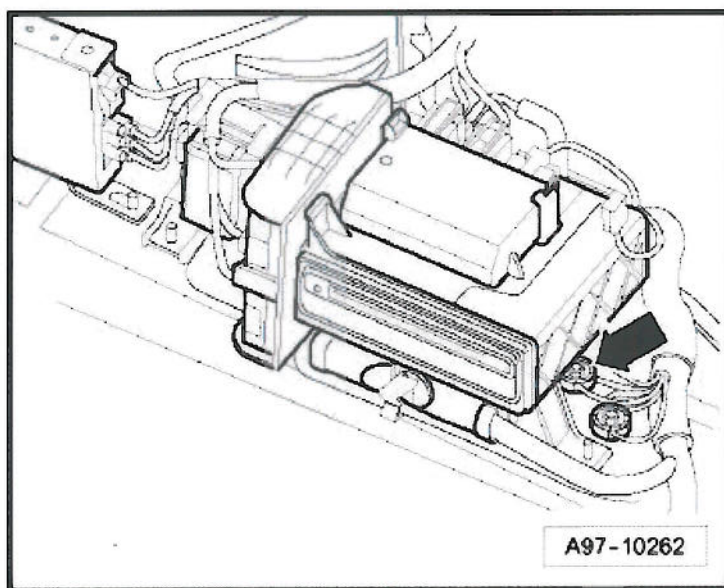


LEFT D. PILLAR  
TQ 9 NM

668

























[ Close Window ] [ Print Window ]



Right luggage







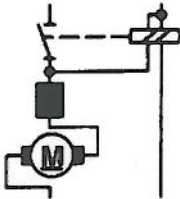


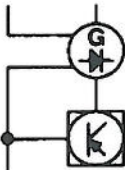




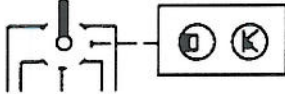



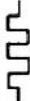
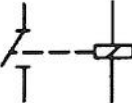
TQ 9NM

51

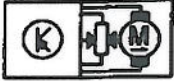



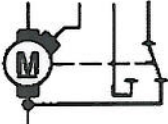



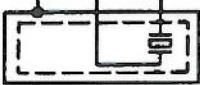





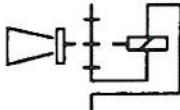
	Diode		Solenoid valve
	Zener diode		Magnetic clutch
X 	Diode light sensitiv		Wire connector
	Light bulb		Pin connector
	Light bulb (dual filament)		Multi-point connector at component
	LED		Internal connections in component
	Interior light		Wire connection detachable
	Instrument (Gauge)		Wire connection fixed
	Electronic control module		Wire connection in wiring harness
	Rear window defogger heat element		Resistance wire
	Cigarette lighter		Shield wire

97-08153



	Fuse		Switch (manually operated)
	Thermo-fuse (Circuit Breaker)		Switch (thermally operated)
	Battery		Push button switch (manually operated)
	Starter		Switch (mechanically operated)
	Switch (pressure operated)		Generator (GEN)
	Multiple switch (manually operated)		Resistance
	Ignition Coil		Variable resistor (Rheostat)
	Distributor (electronic)		Resistor temperature dependent
	Spark plug connector and plug		Heater element temperature dependent
	Glow plug Heater element		Relay

97-12201

	Control motor, headlight range adjustment		Speaker
	Motor		Antenna with electronic antenna amplifier
	Wiper motor 2-speed		Radio
	Crankshaft position sensor (CKP)		Heated oxygen sensor
	Knock sensor (KS)		
	Analog clock		
	Digital clock		
	Multi-function indicator		
	Airbag spiral spring		
	Speed sensor		
	Horn		

97-08154