

Account

Vehicle

Help

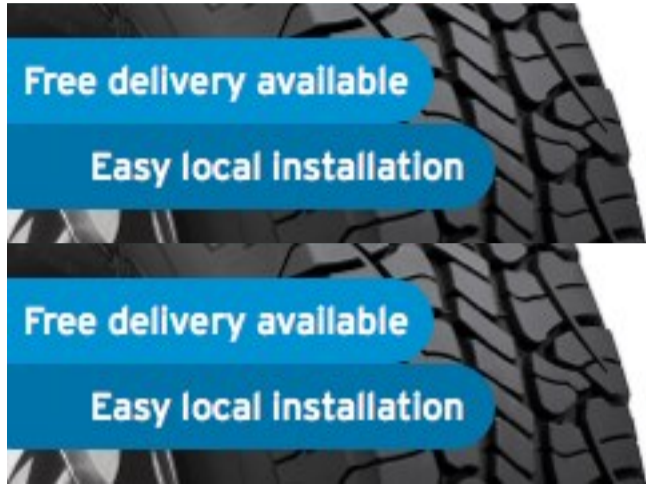
Search

Contact

AutoZone Community

Exit

Your Vehicle: 2010 Audi Q7 Quattro (4LB) V6-3.0L DSL Turbo (CATA)



SAVE \$25
instantly on 4 tires!

tirebuyer.com

SAVE NOW >

SAVE \$25
instantly on 4 tires!

tirebuyer.com

SAVE NOW >

[Vehicle](#) » [Powertrain Management](#) » [Emission Control Systems](#) » [Exhaust Gas Recirculation](#) » [Service and Repair](#) » [Exhaust Gas Recirculation Overview](#)

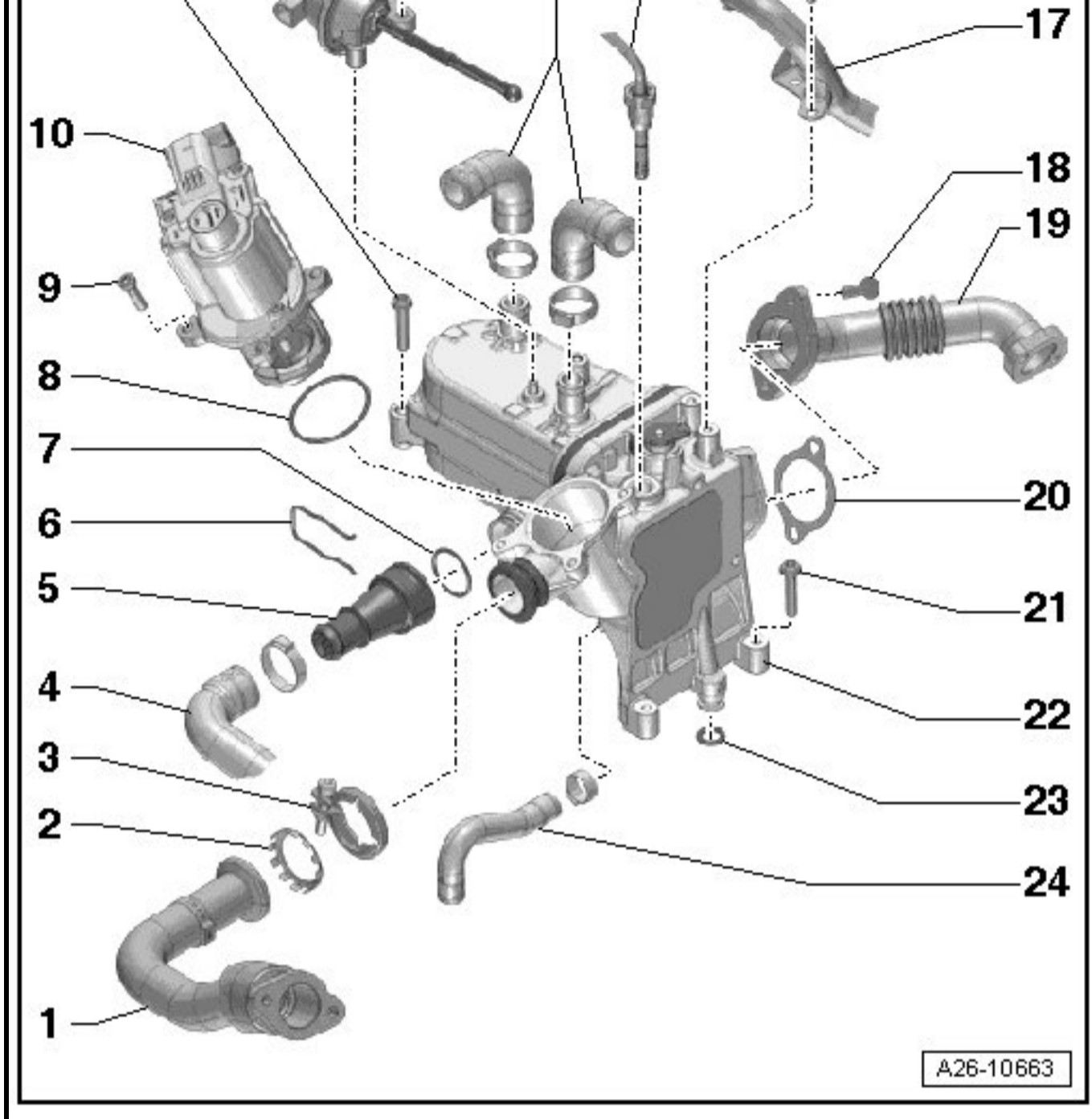
Exhaust Gas Recirculation Overview

Exhaust Gas Recirculation Overview

Part 1

11 12 13 14 15 16





Zoom

Sized for Print

1 Exhaust Gas Recirculation Pipe

2 Washer

⌘ Replace

3 Clamp

⌘ 9 Nm

⌘ Installation position: as illustrated

4 Coolant Hose

5 Coolant Thermostat for the Exhaust Gas Recirculation with Connection

6 Retaining Clip

7 O-ring

⌘ Replace

8 O-ring

⌘ Replace

9 Bolt

⌘ 9 Nm

10 Exhaust Gas Recirculation (EGR) Motor (V238)

10 Exhaust Gas Recirculation (EGR) Motor (V338)

- ⊗ With EGR potentiometer (G212)
- ⊗ Removing and installing, refer to => [Exhaust Gas Recirculation Motor (V338)] [See: Exhaust Gas Recirculation Motor \(V338\)](#)

11 Bolt

- ⊗ 9 Nm

12 Vacuum Diaphragm for Exhaust Gas Recirculation Change-Over

13 Bolt

- ⊗ 9 Nm

14 Coolant hoses

15 EGR Temperature Sensor (G98)

- ⊗ 45 Nm
- ⊗ Removing and installing, refer to => [EGR Temperature Sensor (G98)] [See: EGR Temperature Sensor\Service and Repair](#)
- ⊗ Coat with hot bolt paste; Hot bolt paste, refer to the Parts Catalog

16 Bolt

- ⊗ 9 Nm

17 Crankcase Ventilation Pipe

18 Bolt

- ⊗ Tightening specifications - **item 36** - => [(Item 36) Bolt] [See: Fuel Delivery and Air Induction\Turbocharger\Service and Repair\Turbocharger Overview](#)

19 Exhaust Gas Recirculation Pipe

20 Gasket

- ⊗ Replace

21 Bolt

- ⊗ 9 Nm

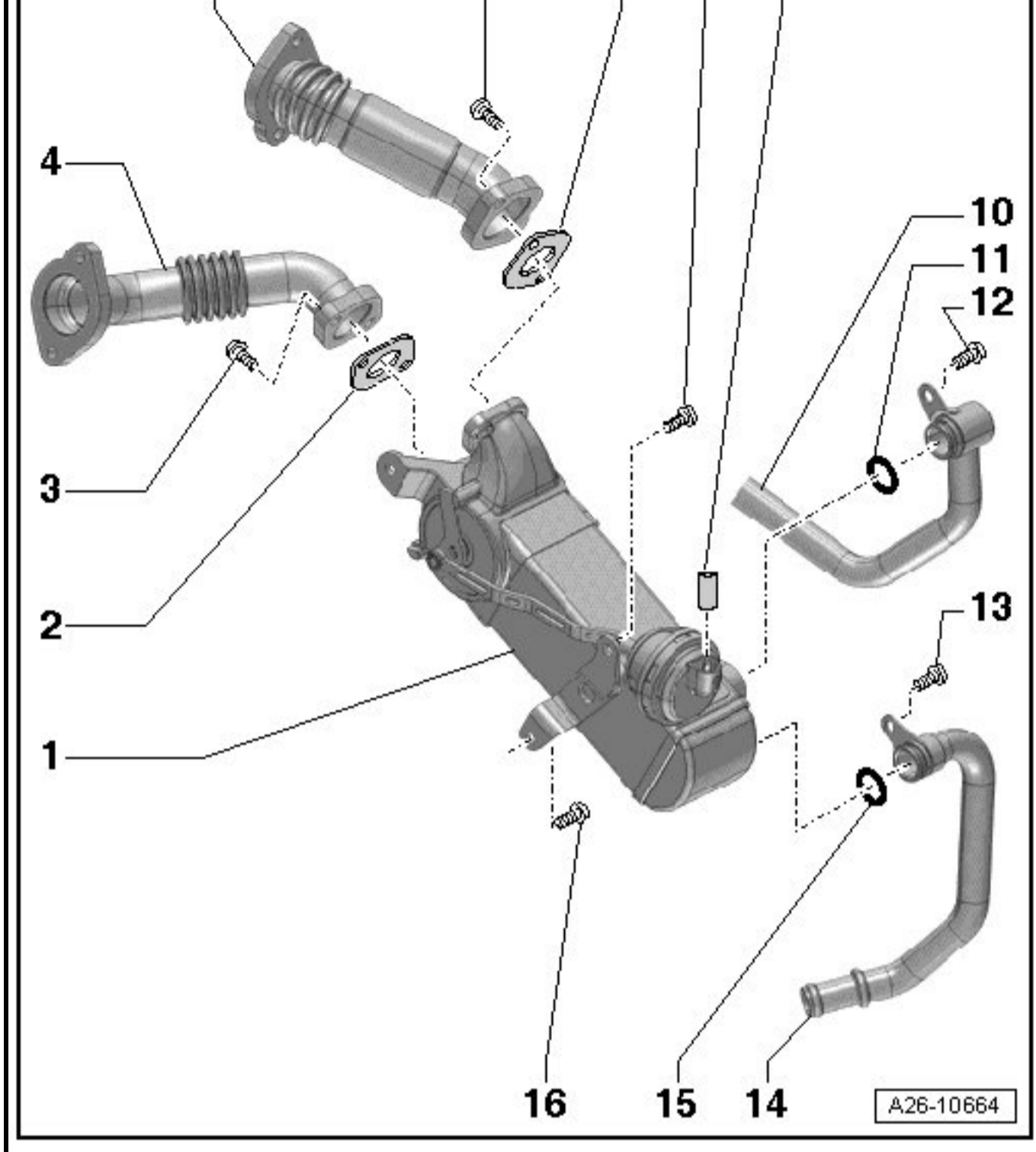
22 Cooler for Exhaust Gas Recirculation (EGR)

- ⊗ With by-pass valve for the exhaust gas recirculation cooler
- ⊗ Removing and installing, refer to => [Exhaust Gas Recirculation Cooler] [See: EGR Cooler\Service and Repair\Exhaust Gas Recirculation Cooler](#)

23 O-ring

- ⊗ Replace

24 Coolant Hose



Zoom

Sized for Print

1 Auxiliary Cooler for the Exhaust Gas Recirculation

- ✘ Removing and installing, refer to => [Exhaust Gas Recirculation Auxiliary Cooler] [See: EGR Cooler\Service and Repair\Exhaust Gas Recirculation Auxiliary Cooler](#)

2 Gasket

- ✘ Replace

3 Bolt

- ✘ 9 Nm

4 Exhaust Gas Recirculation Pipe

5 Exhaust Gas Recirculation Pipe

- ✘ with [catalytic converter](#)

- ✘ Removing and installing, refer to => [EGR Pipe and [Catalytic Converter](#)] [See: EGR Pipe and Catalytic Converter](#)

6 Bolt

- ✘ 9 Nm

⌘ 9 Nm

7 Gasket

⌘ Replace

8 Bolt

⌘ 9 Nm

9 Vacuum Hose

⌘ From Exhaust Gas Recirculation (EGR) cooler switch-over valve 2 (N381)

10 Rear Coolant Pipe

⌘ Removing and installing, refer to => [Rear Coolant Pipe] [See: Engine, Cooling and Exhaust\Cooling System\Coolant Line/Hose\Service and Repair\Rear Coolant Pipe](#)

11 O-ring

⌘ Replace

12 Bolt

⌘ Tightening specifications - **item 25** - => [(Item 25) Bolt] [See: Engine, Cooling and Exhaust\Cooling System\Coolant Line/Hose\Service and Repair\Coolant Pipes Overview](#)

13 Bolt

⌘ Tightening specifications - **item 23** - => [(Item 23) Bolt] [See: Engine, Cooling and Exhaust\Cooling System\Coolant Line/Hose\Service and Repair\Coolant Pipes Overview](#)

14 Coolant Line

15 O-ring

⌘ Replace

16 Bolt

⌘ 9 Nm

[Account](#) | [Vehicle](#) | [Help](#) | [Contact](#) | [AutoZone Community](#) | [Exit](#)

© 2015 ALLDATA, LLC. All Rights Reserved. [Trademarks](#) | [Privacy Policy](#) | [Terms and Conditions](#)