

## Resetting lap statistics

- ▶ On the multifunction steering wheel, select: the right control button > **Reset statistics**.

### Tips

The lap statistics list the lap times for the last 30 laps. The fastest and slowest lap time out of up to 99 measured laps are also displayed.

## Predictive efficiency assist

### Description

Applies to: vehicles with predictive efficiency assist

### General information

The predictive efficiency assist helps the driver to drive with anticipation and therefore helps to save fuel. The system accesses predictive trip data (including speed limits, inclines and the radius of curves) from the navigation system\*. Information from the camera-based traffic sign recognition\* is also applied to recognize traffic signs ⇒ *page 104*.

The messages displayed depend on the navigation data\* being up-to-date and the correct identification by the traffic sign recognition\*.

When adaptive cruise control\* is switched off, the predictive efficiency assist only provides notifications without controlled interventions. When adaptive cruise control\* is switched on, the system responds to upcoming situations automatically.

### Vehicles with adaptive cruise control\*


Refer to predictive control ⇒ *page 115*.

### Indicator in the instrument cluster display





Predictive messages appear in the instrument cluster display to show the driver the appropriate time to coast when a situation ahead requires you to drive at a lower speed.

The messages are only shown if the cruise control system\* or adaptive cruise control\* is switched off.

An additional indicator appears in the head-up display\*.

Symbol	Meaning
	Remove your foot from the accelerator pedal to slow down, because there is a situation ahead that requires a lower speed.

If you see **Driver assistance** in the instrument cluster display, the following symbols will indicate which situation the system is currently reacting to.

Symbol	Meaning
	<b>USA models:</b> Speed limit
	<b>Canada models:</b> speed limiter
	Intersection
	Traffic circle

If there are multiple situations, then these situations will appear in order in the display.

### WARNING

Pay attention to traffic and the area around your vehicle when the efficiency assist is switched on. The driver is always responsible for assessing the traffic situation.

### Tips

- The wording of the message may vary depending on the driving mode set in drive select\* ⇒ *page 133* and the current selector lever position (automatic transmission\*). No messages are displayed when in the S selector lever position or in **Dynamic** mode.
- When a route is planned using the navigation system\*, then the message feed is based on this route. Without route guidance, the system uses an assumed route for the message feed.
- There will not be a message for every situation ahead, for example if there is not enough distance remaining to react to the situation.